


INDUSTRIAL CENTRIFUGAL PUMPS

2018 | 1



» All about your flow

www.tapflo.com

All about your flow

Tapflo is a leading pump manufacturer providing a wide range of premium products for various industrial applications. We focus on delivering the best solutions and support for our customers on all stages of the process – worldwide.



About Tapflo

Tapflo is a Swedish, family-owned manufacturer and global supplier of pumps and other industrial process equipment. Our products are designed and manufactured to meet our customers' needs and the demands from our industry. The company was founded in Kungälv, Sweden in 1980 and has since then developed dynamically over the years. Today we are represented by our own companies and independent distributors all over the world, on 6 continents.

Quality certified

At Tapflo we value quality as our top priority. As a result, we comply with various globally recognised certification and quality control institutions. Many of our products comply with EC ATEX directives for equipment intended for use in explosive and hazardous environments.

The aseptic series is EHEDG certified (European Hygienic Engineering & Design Group) and the pharmaceutical series has EC 1935/2004 approval.

All of our products are clearly CE marked and followed by our comprehensive instruction manuals. Tapflo manufacturing process is certified according to ISO 9001:2015.



Tapflo values

Our culture is concluded in Our values

Commitment

We are different from our competitors because of our willingness to exceed the customers' expectations, move fast and be flexible. Our culture is based on the spirit of togetherness, enthusiasm and integrity. We come from all over the world but we share the same values and we respect each other. We are committed.

Quality

We understand that the quality in our work is never better than the weakest link, that's why we focus on every small detail. We share a common passion for continuously finding more efficient and effective ways to provide value to our customers. As a manufacturer we have control of the complete process both in terms of our products and the way we operate internally. That is why we manufacture the highest quality pumps in our segment.

Simplicity


We have a saying, "Simple is art" which means we try to find smooth and uncomplicated solutions in everything. By keeping it simple we can focus on the essential, like designing uncomplicated pumps with few components. For us it is a key to success; strive to simplify what is complex.

Process

■ RD



Closed Impeller



■ RG



Semi-Open Impeller



■ RB



Channel Impeller



■ RC



Vortex Impeller



Vertical

■ VERTICAL



Closed, Open, Channel
and Vortex Impeller



■ CANTILEVER



Vortex and Channel
Impeller



Close Coupled

■ HD



Closed Impeller



■ HG



Semi-Open Impeller



■ RS



Vortex Impeller



Water

■ RN




Closed Impeller



■ TS



Multistage



■ RAM

Peripheral Impeller



RD Closed Impeller



High hydraulic efficiencies and low NPSH requirements (investment casting impellers).

Centrifugal pumps build according to ISO 2858/ISO 5199 norms.

- » Heavy Duty Shaft and Bearings.
- » Only 3 bearing brackets for the whole range.
- » Only 1 casing cover fits every seal arrangement

FIELDS OF APPLICATION:

handling aggressive organic and inorganic liquids in the chemical and petrochemical industries.

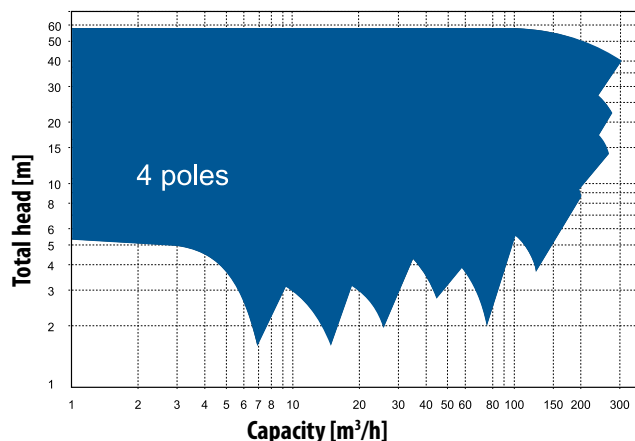
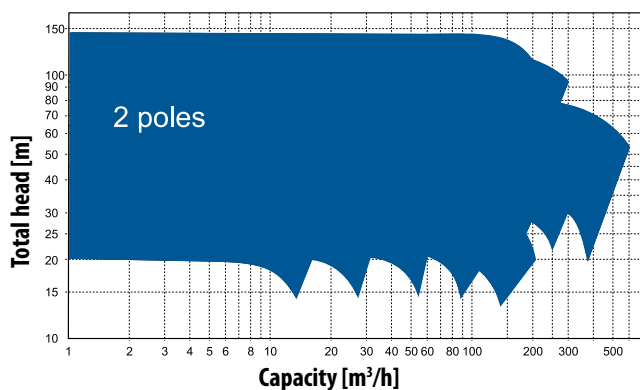
They are also used in:
sea water desalination plants, absorption equipment in environmental engineering, power stations, steel industry, hot water distribution.



Fast facts

Discharge sizes:	from DN 32 to DN 125
Maximum working pressure:	16 bar
Flow rate:	up to 500 m³/h
Differential head:	up to 140 m
Temperature:	up to 180-220°C - according to the pumped liquid
Materials:	AISI 316 Upon request AISI 304, AISI 904, duplex, superduplex, Hastelloy B and C

Selection Charts



Arrangement



RG Semi-Open Impeller



High hydraulic efficiencies and low NPSH requirements (investment casting impellers).

Centrifugal pumps build according to ISO 2858/ISO 5199 norms.

- » Heavy Duty Shaft and Bearings.
- » Only 3 bearing brackets for the whole range.
- » Only 1 casing cover fits every seal arrangement

FIELDS OF APPLICATION:

handling slightly contaminated liquids or not abrasive slurries in the chemical and petrochemical industries. Well suited for handling liquids with gas contents up to 15%.

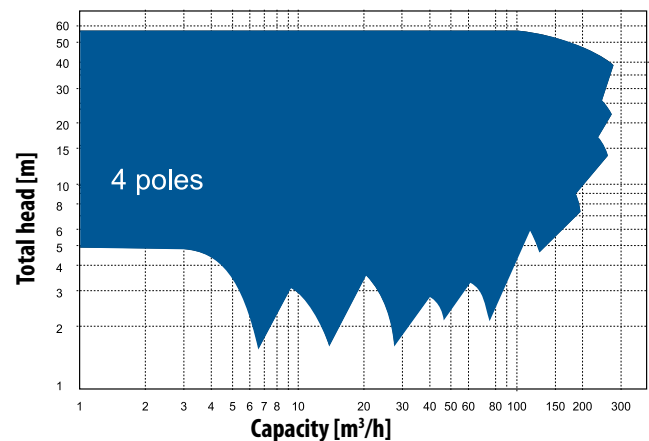
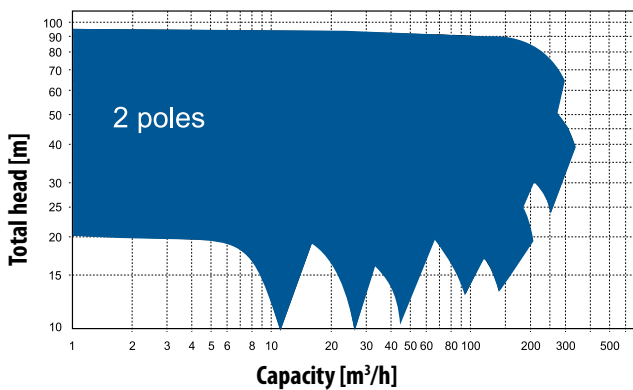
They are also used in: refineries, general industrial service, pulp and paper industry, foodstuffs industry, sugar industry, sea water desalination plants, absorption equipment in environmental engineering, power stations, steel industries, hot water distribution.



Fast facts

Discharge sizes:	from DN 32 to DN 125
Maximum working pressure:	16 bar - according to the pump size
Flow rate:	up to 300 m³/h
Differential head:	up to 95m
Temperature:	up to 180-220°C - according to the pumped liquid
Materials:	AISI 316 Upon request AISI 304, AISI 904, duplex, superduplex, Hastelloy B and C

Selection Charts



Arrangement



RB Channel Impeller



Impeller with special blades geometry for low NPSH and high free passage.

Centrifugal pumps with bearing bracket in according to ISO 2858/ISO 5199 norms.

- » Heavy Duty Shaft and Bearings.
- » Only 5 bearing brackets for the whole range.
- » Only 1 casing cover fits every seal arrangement

FIELDS OF APPLICATION:

Handling slightly contaminated liquids in waste water treatment plants, clean water for cooling towers or condensate recovery plants, viscous liquids in evaporators in food or chemical industry.

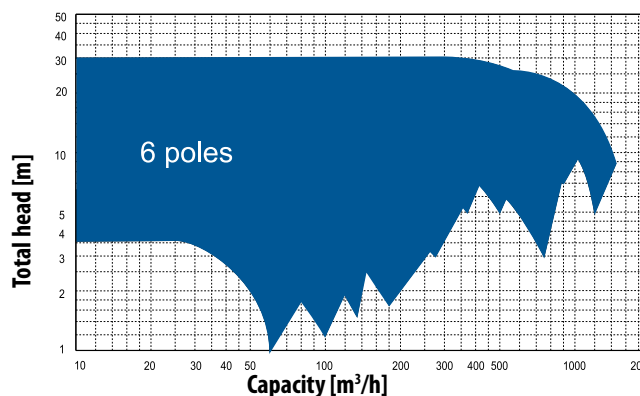
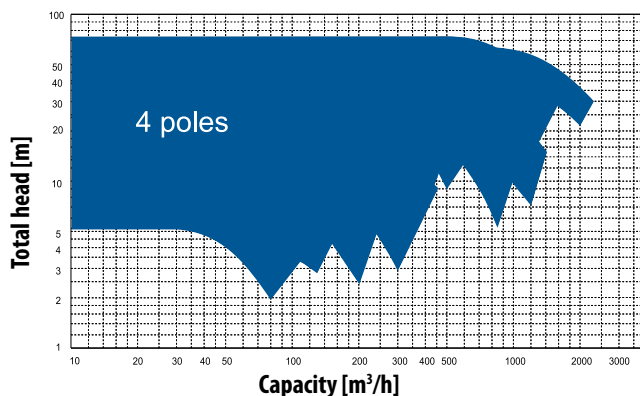
They are also used in: refineries, general industrial service, pulp and paper industry, foodstuffs industry, sugar industry, sea water desalination plants, absorption equipment in environmental engineering, power stations, steel industries, hot water distribution.



Fast facts

Discharge sizes:	from DN 65 to DN 300
Maximum working pressure:	10 bar - according to the pump size
Flow rate:	up to 2400 m³/h
Differential head:	up to 70 m
Temperature:	up to 150-220°C - according to the pumped liquid
Materials:	AISI 316 Upon request AISI 304, AISI 904, duplex, superduplex, Hastelloy B and C

Selection Charts



Arrangement



RC Vortex Impeller



Large free passage clearance up to 180 mm due to the completely recessed impeller.

Centrifugal pumps with bearing bracket in according to ISO 2858/ISO 5199 norms.

- » Heavy Duty Shaft and Bearings.
- » Only 4 bearing brackets for the whole range.
- » Only 1 casing cover fits every seal arrangement

FIELDS OF APPLICATION:

Handling chemical and crystalline suspensions, all viscous liquid, liquid with high concentrations of fibrous suspensions, municipal and industrial wastewater, every kind of sludge.

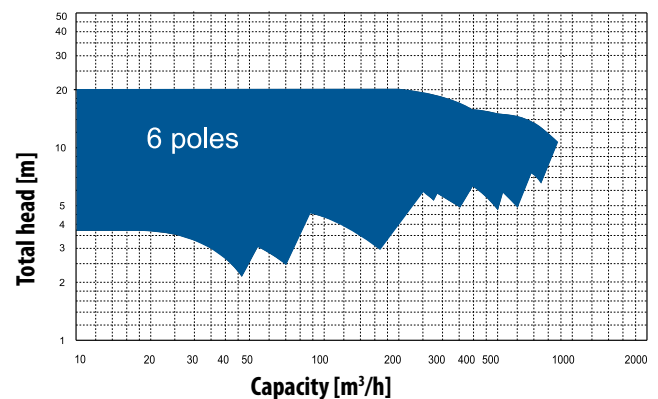
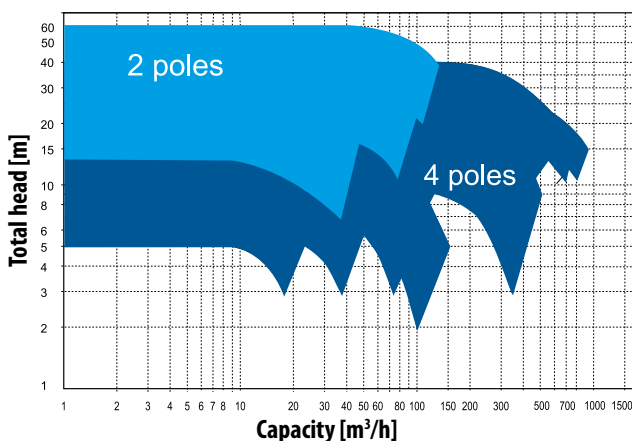
Textile and tannery:
refineries, general industrial service, pulp and paper industry, foodstuffs industry, sugar industry, sea water desalination plants, absorption equipment in environmental engineering, power stations, steel industries.



Fast facts

Discharge sizes:	from DN 32 to DN 250
Maximum working pressure:	10 bar - according to the pump size
Flow rate:	up to 800 m³/h
Differential head:	up to 60m
Temperature:	up to 150-220°C - according to the pumped liquid
Materials:	Cast Iron GJL250 or AISI 316. Upon request AISI 304, AISI 904, duplex, superduplex, Hastelloy

Selection Charts



Arrangement



Seals

Only one casing for different mechanical seal arrangement.

Cylindrical chamber built in according to EN 12756 standards can be fitted with any type of mechanical seal or cartridge.

Single mechanical seals, double mechanical seals (tandem or back to back arrangements) or packing can be obtained using few components. This modular system allow the customer to change seal arrangements using the same casing cover and replacing just few parts. Up to 15 different seal arrangement to cover all the customer needs. Seal arrangements can be fitted with flushing plans in according to API 682 standards (such as PLAN 11, PLAN 52, PLAN 53, PLAN 54).

Single mechanical seal

This is the most popular type of mechanical seal in clean (no solid particles or crystals) liquid service. The pumped medium lubricates mech. seal surfaces and remove friction heat.



Blue color parts used in the arrangement.

Double back to back mechanical seal

This type of double seal (with back to back faces) is pressurized above the pressure inside the seal chamber.

An external buffer fluid serves to separate the product from the atmosphere. Buffer fluid pressure have to be around 0,5/1 bar above the pressure of the product.

To obtain the benefits of this seal, it is necessary to install a gauge indicating the actual seal chamber pressure. Sensors and transmitters can be used to monitor and act on a pressure change.



Blue color parts used in the arrangement.

Double tandem mechanical seal

This dual seal has both the rotary units facing in the same direction.

The purpose of the mechanical seal on the atmosphere side of tandem is either two-stage pressure reduction or else to seal in the quenching medium and to monitor the primary mechanical seal on the product.

An external buffer fluid serves to separate the product from the atmosphere.



✓ Blue color parts used in the arrangement.

Cartridge seal

Cartridge mechanical seals and component seals use similar components, but the stationary components of cartridge seals are preassembled in a housing, and the rotating components are preassembled on a shaft-mounted sleeve that is sealed with an O-ring.

The cartridge seal housing typically replaces the gland cover plate and seals to the pump housing with a gasket, an O-ring or other elastomer.

Since cartridge mechanical seal components are preassembled onto the sleeve and into the cartridge housing, errors in parts installation are unlikely.



✓ Blue color parts used in the arrangement.

Packing gland

Gland packing is a braided, rope like material that is packed around the shaft - physically stuffing the gap between the shaft and the pump housing.

Gland packing is still commonly used in many applications.




✓ Blue color parts used in the arrangement.


Pump Unit Arrangement

To build the whole pumps range (close-coupled, lantern bracket and on base plate execution) are necessary just 3 bearing housings and 6 lanterns .
Oversized base-plates grant high stability; the lantern bracket execution avoids problems related to misalignment between pump and motor.


Bare Shaft



Lantern Bracket




Lantern Bracket on base



Close-Coupled



Bare shaft on base



Vertical - Closed, Open, Channel and Vortex Impeller



Vertical immersible sump pump (ISO 5199 norms) line-shaft with bearing bushes.

The pump body is immersed into the liquid, whilst the motor is mounted above the plate, keeping it away from the liquid.

The discharge pipe is separated from the column pipe and the lubrication of the line bearings is normally obtained by means of the same pumped fluid, or from an external lubricating source (such as clear liquid or grease) in abrasive services.

The possibility to customize mounting plate shape and dimensions, discharge flange position and column length, allows designers and end-users to match sump or tank plates or flanges.

FIELDS OF APPLICATION:

Used in all industrial applications, refining, oil and gas production, chemical, pulp & paper and water facilities.

Typical applications include: drainage sumps, oily water sumps, tank transfer.



Fast facts

Pump length:	up to 6 meters
Mounting plate:	rectangular, circular or according to customer's specifications PTFE LIP SEAL or CARTRIDGE SEAL for vapor proof construction or pressurized designs.
Materials:	Cast Iron GJL250 or AISI 316. Upon request AISI 304, AISI 904, duplex, superduplex.
Bearing bush materials:	bronze, rubber, RULON and PEEK
Suction strainer and suction extension on request.	

Impeller type



Closed Impeller
Clean liquids.



Semi-open impeller with wear plate and external adjustment
Slightly contaminated liquids or non abrasive slurries. Well suited for handling liquids with gas contents up to 15%.



Channel Impeller
Slightly contaminated liquids or non abrasive slurries. Special blade geometry for low NPSH and high free passage. High efficiency and low NPSH.



Vortex Impeller
Chemical and crystalline suspensions, all viscous liquids, liquids with high concentrations of fibrous suspensions, municipal and industrial wastewater, every kind of sludge. Free passage up to 180 mm.

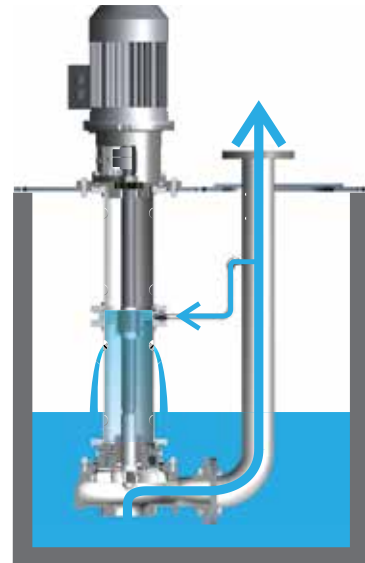
Arrangements

Lubrication by means of pumped fluid.

Pumped fluid lubricates all the bearing bushes (bottom and intermediates).

The liquid must be clean: suspended solids could clog the small pipes for intermediate bearing bush lubrication.

Vertical pumps with bottom bearing bush only, can also work with liquids with non abrasive small solids.

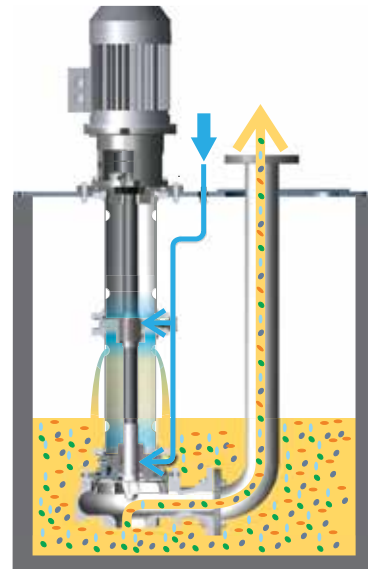


Lubrication by external lubricating source.

A clean external source, clean liquid or grease lubricates all the bearing bushes (bottom and intermediates).

Used when the liquid is dirty, sticky or with suspended solids.

This arrangement also allows also the pump to work without liquid in the sump or with tail pipe. The external fluid is pumped together with the main fluid.

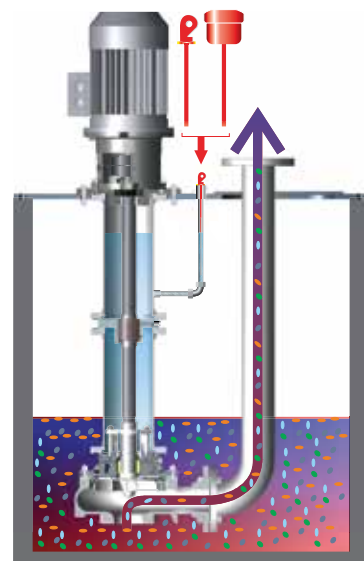


Lubrication by fluid into the pipe column.

Used when the liquid is aggressive, dirty, sticky or with suspended solids.

A mechanical seal is placed between the shaft and the casing cover to fill the pipe column. All the bearing bushes (bottom and intermediates) are lubricated by flushing fluid.

Before startup, the pipe column must be filled with antifreeze solution. The level can be controlled by a dip-stick or level probe upon request.



Cantilever - Vortex And Channel Impeller



Vertical cantilever sump pumps with non-clogging vortex and channel impeller.

The pump body is immersed into the liquid, whilst the motor is mounted above the plate, keeping it away from the liquid.

Oversize heavy duty ball bearing are supplied with grease fittings and located above the mounting plate out of the corrosive area. This means:

- » None of the bearings are in the liquid and there is no shaft seal or bearing bush;
- » Bearing assembly is sealed-off to prevent bearing contamination by liquids or gases-vapors;
- » Pumps can run dry without risk of damage;
- » Reliable operation and reduced cost.

The possibility to customize mounting plate shape and dimensions, discharge flange position and column length, allows designers and end-users to match sump or tank plates or flanges.

FIELDS OF APPLICATION:

Used for sludges, slurries and liquids containing large or long solids.

Typical applications include: drainage sumps, oily water sumps, tank transfer, food processing, ground water development and irrigation, heavy oil, oil sands and shale, paper stock, sewage collection and treatment, shower pumps, slurry processing, slurry transfer.



Fast facts

Pump length:

up to 1,8 meters.

Can be extended by means of a suction suction extension allowing the pump to operate with a liquid level under the impeller level

Mounting plate:

rectangular, circular or according to customer's specifications

PTFE LIP SEAL for vapor proof construction.

Materials:

Cast Iron GJL250 or AISI 316. Upon request CA6NM (400HB hardness), AISI 304, AISI 904, duplex, superduplex, CA6NM (400HB hardness)

Suction strainer and suction extension on request.

Impeller type



Channel Impeller

Slightly contaminated liquids or non abrasive slurries. Special blades geometry for low NPSH and high free passage. High efficiency and low NPSH.



Vortex Impeller

Chemical and crystalline suspensions, all viscous liquid, liquid with high concentrations of fibrous suspensions, municipal and industrial wastewater, every kind of sludge. Free passage up to 180 mm.

Installation

Typical installation

The cantilever pump is installed at the top of sump/ tank and works without level controls. With liquid level above the pump "priming holes", the pump works properly.

As soon as the liquid level is below the suction port, the pump will be unprimed and work dry.

The pump will restart to work when the liquid level reaches the pump "priming holes".



Typical installation with suction extension

The cantilever pump is installed at the top of sump/ tank and works without level controls. With liquid level above the pump "priming holes", the pump works properly.

As soon as the liquid level is below the end of suction extension or when the NPSHa is lower than NPSHr, the pump will be unprimed and work dry.

This arrangement allows to empty tanks up to 5 meters below the suction port.

The pump will restart to work when the liquid level reaches the pump "priming holes".



External installation

The cantilever pump is installed beside of sump/ tank and works without level controls. When the liquid level inside the tank is above the pump casing the pump can operate.

As soon as the liquid level is below the suction port, the pump will be unprimed and work dry. The pump will start again to work when the liquid level inside the tank is above the pump casing.

The liquid level inside the tank has to be lower than recirculation pipe in order to allow the liquid back to into the tank and not damage motor.

This arrangement allows to work with very hot fluid (up to 300°C) with suspended solids.



HD Closed Impeller



Heavy duty close coupled centrifugal pumps.

Same interaxis of ISO 5199 chemical norm pump:

- » Easy interchangeability.
- » Casing and impeller manufactured with investment casting technology.
- » Standard IEC motor (different brand available) - stub shaft design.
- » Different seal execution and materials options available on request.

FIELDS OF APPLICATION:

handling aggressive organic and inorganic liquids in the chemical industries.

They are also used in:

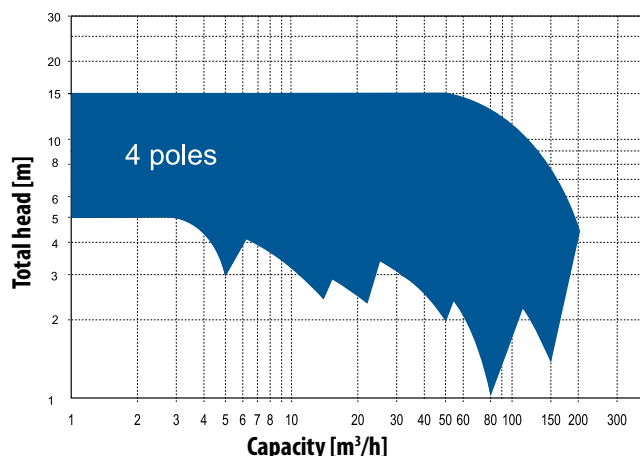
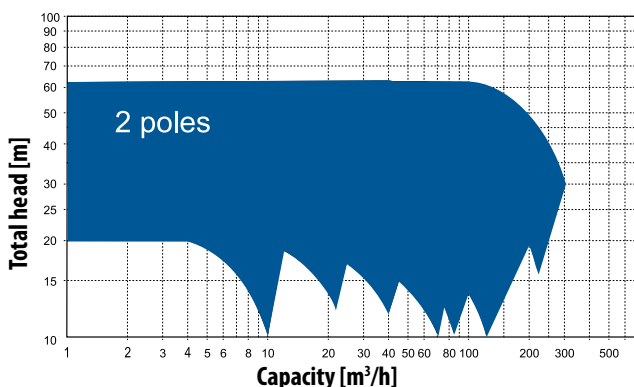
general industrial service, foodstuffs industry, water/solvent recovery process, power stations, steel industry, small evaporator plants.



Fast facts

Discharge sizes:	from DN 32 to DN 80
Maximum working pressure:	up to 8 bar - according to the pump size
Flow rate:	up to 300 m³ /h
Differential head:	up to 55 m
Temperature:	up to 120°C - according to the pumped liquid
Materials:	AISI 316
Flanges:	PN16 reduced thickness or DIN 11851 food connections

Selection Charts



Connections



FLANGED



FOOD CONNECTIONS

HG Semi-Open Impeller



Heavy duty monoblock centrifugal pumps.

Same interaxis of ISO 5199 chemical norm pump:

- » Easy interchangeability.
- » Casing and impeller manufactured with investment casting technology.
- » Standard IEC motor (different brand available) - stub shaft design.
- » Different seal execution and materials options available on request.

FIELDS OF APPLICATION:

handling slightly contaminated liquids or non abrasive slurries in the chemical and petrochemical industries. Well suited for handling liquids with gas contents up to 10%.

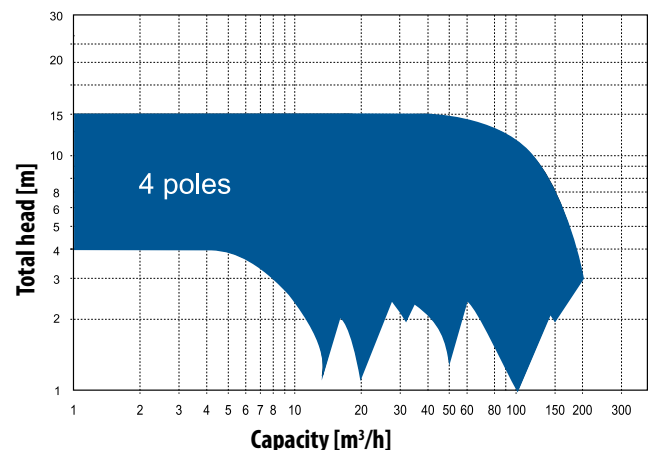
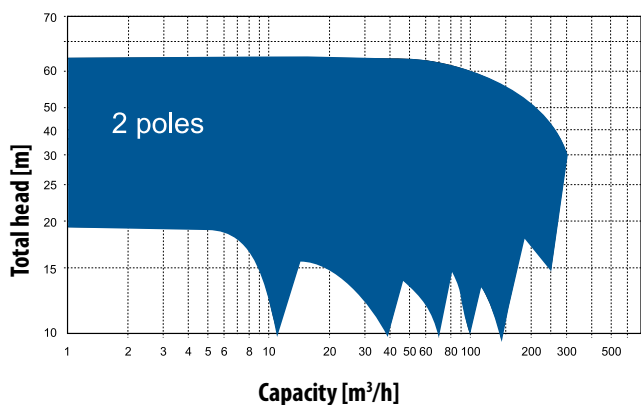
They are also used in: general industrial service, foodstuffs industry, dissolved air flotation systems, small evaporator plants, sugar industry, water/solvent recovery process, power stations, steel industry textile.



Fast facts

Discharge sizes:	from DN 32 to DN 80
Maximum working pressure:	up to 8 bar - according to the pump size
Flow rate:	up to 200 m³/h
Differential head:	up to 60 m
Temperature:	up to 120°C - according to the pumped liquid
Materials:	AISI 316
Flanges:	PN16 reduced thickness or DIN 11851 food connections

Selection Charts



Connections



FLANGED



FOOD CONNECTIONS

RS Vortex Impeller



Heavy duty monoblock centrifugal pumps.

Same interaxis of ISO 5199 chemical norm pump:

- » Easy interchangeability.
- » Casing and impeller manufactured with investment casting technology.
- » Large free passage clearance up to 50 mm due to the completely recessed impeller.
- » Standard IEC motor (different brand available) - stub shaft design.
- » Different seal execution and materials options available on request.

FIELDS OF APPLICATION:

Handling chemical and crystalline suspensions, all viscous liquid, liquid with high concentrations of fibrous suspensions, municipal and industrial waste water, sludge.

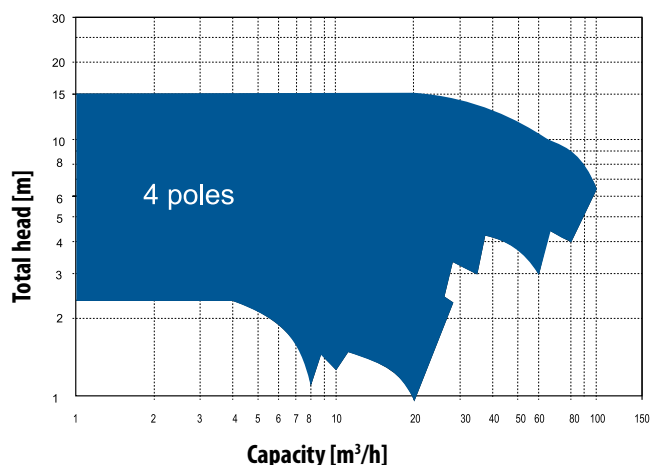
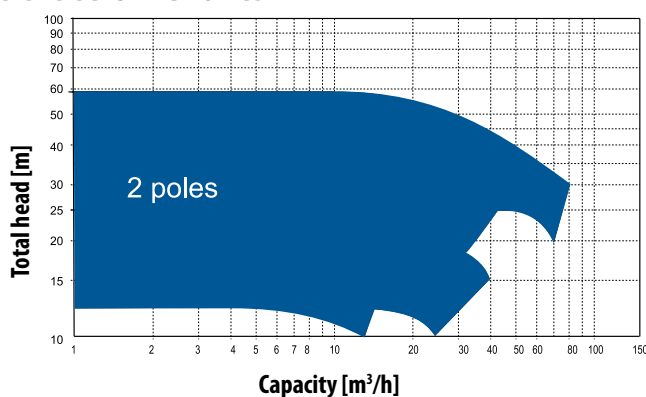
They are also used in:
general industrial service, dissolved air flotation systems, water/solvent recovery process, steel industry.



Fast facts

Discharge sizes:	from 3/4 M to DN 65
Maximum working pressure:	up to 8 bar - according to the pump size
Flow rate:	up to 100 m³/h
Differential head:	up to 60 m
Temperature:	up to 120°C - according to the pumped liquid
Materials:	AISI 316
Flanges:	PN16 reduced thickness or DIN 11851 food connections

Selection Charts



Connections



FLANGED



FOOD CONNECTIONS

RN Closed Impeller



Centrifugal pumps in according to EN 733 norms.

FIELDS OF APPLICATION:

Clean and non-aggressive liquids for the pump materials (contents of solids up to 0,2% max).

They are also used for:

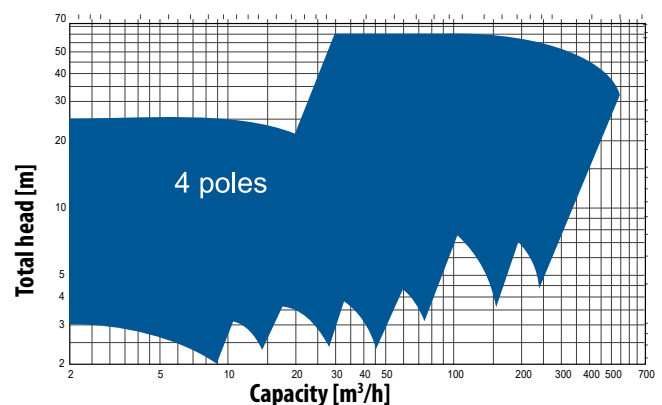
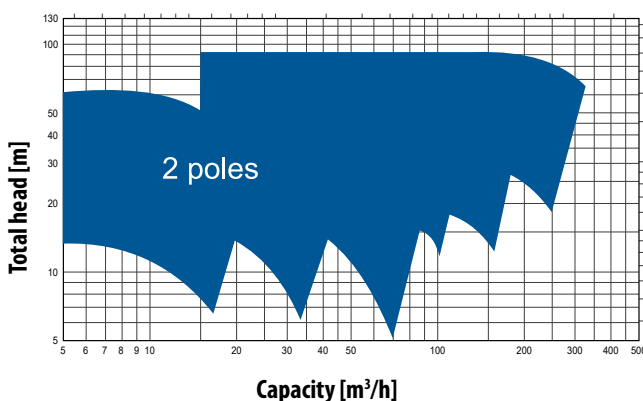
non aggressive industrial liquids, water supply, heating, conditioning, cooling and circulation plants, civil and industrial applications, fire-fighting plants and irrigations.



Fast facts

Discharge sizes:	from DN 35 to DN 150
Maximum working pressure:	10 bar
Flow rate:	up to 480 m ³ /h
Differential head:	up to 90 m
Temperature:	up to 130°C - according to the pumped liquid
Materials:	CAST IRON GJL200 EN1561, Shaft in AISI 430 or AISI 316, Impeller in CAST IRON GJL200 EN1561 or BRASS according to the pump size

Selection Charts



Arrangement




TS Multistage

Centrifugal pumps in according to EN 733 norms.

FIELDS OF APPLICATION:

Clean and non-aggressive liquids for the pump materials (contents of solids up to 0,2% max).

They are also used for:
non aggressive industrial liquids, water supply, heating, conditioning, cooling and circulation plants, civil and industrial applications, fire-fighting plants and irrigations.



Arrangement

Fast facts

Discharge sizes:	from DN 32 to DN 150
Maximum working pressure:	10 bar
Flow rate:	up to 480 m ³ /h
Differential head:	up to 90 m
Temperature:	up to 130°C - according to the pumped liquid
Materials:	CAST IRON GJL200 EN1561, Shaft in AISI 430 or AISI 316, Impeller in CAST IRON GJL200 EN1561 or BRASS according to the pump size


RAM Peripheral

Multistage centrifugal pumps.

FIELDS OF APPLICATION:

clean liquids without solid parts in suspension.

They are used in:
boiler feeding, washing plants, flotation plants in waste water treatment, and whenever low capacity and high pressure are required.



Arrangement

Fast facts

Discharge sizes:	from DN 25
Maximum working pressure:	up to 25 bar
Flow rate:	up to 6,3 m ³ /h
Differential head:	up to 180 m
Temperature:	up to 120°C
Materials:	Casing and diffusers in cast iron GJL250, Shaft in AISI 420, impellers in BRASS or AISI 316 SS upon request
Flanges:	PN25

Product range

Diaphragm pumps & accessories



PE & PTFE pumps



Metal pumps



Pharmaceutical pumps



Sanitary pumps



TC Intelligent pumps



Powder pumps



TF Filter press pumps



EHEDG aseptic pumps



Active pulsation dampeners



Systems & accessories



Trolleys



Centrifugal pumps, filter units & accessories



CTI & CTH centrifugal pumps



CTP plastic centrifugal pumps



CTM magdrive centrifugal pumps



CTV vertical centrifugal pumps



CTS self-priming centrifugal pumps



Trolleys



FT Filter units

Sweden

Filaregatan 4 | S-442 34 Kungälv

Tel: +46 303 63390

Fax: +46 303 19916

E-mail addresses:

Commercial questions: sales@tapflo.com

Orders: order@tapflo.com

Tech support: support@tapflo.com

Österreich

Töpferweg 1 | 4320 Perg

Tel: +43 732 272 929 10

Fax: +43 732 272 929 00

E-mail: sales@tapflo.at

Tapflo products and services are available worldwide.

Tapflo is represented by own Tapflo Group Companies and carefully selected distributors assuring highest Tapflo service quality for our customers' convenience.

AUSTRALIA | AUSTRIA | AZERBAIJAN | BAHRAIN | BELGIUM | BOSNIA | BRAZIL | BULGARIA | CANADA | CHILE | CHINA | COLOMBIA | CROATIA | CZECH REPUBLIC | DENMARK | ECUADOR | EGYPT | ESTONIA | FINLAND | FRANCE | GEORGIA | GERMANY | GREECE | HONG-KONG | HUNGARY | ICELAND | INDIA | INDONESIA | IRELAND | ISRAEL | ITALY | JAPAN | JORDAN | KAZAKHSTAN | KUWAIT | LATVIA | LIBYA | LITHUANIA | MACEDONIA | MALAYSIA | MEXICO | MONTENEGRO | MOROCCO | NETHERLANDS | NEW ZEALAND | NORWAY | OMAN | PHILIPPINES | POLAND | PORTUGAL | QATAR | ROMANIA | SAUDI ARABIA | SERBIA | SINGAPORE | SLOVAKIA | SLOVENIA | SOUTH AFRICA | SOUTH KOREA | SPAIN | SWEDEN | SWITZERLAND | TAIWAN | THAILAND | TURKEY | UKRAINE | UNITED ARAB EMIRATES | UNITED KINGDOM | USA | UZBEKISTAN | VIETNAM

Tapflo Group Companies

Australia

Tapflo Oceania (Pty) Ltd.
Tel: +61 1800303633
sales@tapflo.com.au

China

Tapflo (Wuxi) Pumps Co. Ltd.
Tel: +86 51082417072
sales@tapflo.cn

Ireland

Tapflo Ireland Ltd.
Tel: +353 12011911
info@tapflo.ie

Poland

Tapflo Sp. z o.o.
Tel: +48 609 995 500
info@tapflo.pl

Spain

Tapflo Ibérica S.L.
Tel: +34 918093182
avives@tapfloiberica.es

Uzbekistan

Tapflo Uzbekistan
Tel: +998 712370940
sales@tapflo.uz

Austria

Tapflo GmbH
Tel: +43 73227292910
sales@tapflo.at

Croatia

Tapflo d.o.o.
Tel: +385 914884666
sales@tapflo.hr

Italy

Tapflo Italia S.r.l.
Tel: +39 0362306528
info@tapfloitalia.com

Qatar

Tapflo Gulf General Trading Co. L.L.C
Tel: +971 58 582 3630
sales@tapfloqulf.com

South Africa

Tapflo (Pty) Ltd.
Tel: +27 317015255
sales@tapflo.co.za

Bahrain

Tapflo Gulf General Trading Co. L.L.C
Tel: +971 58 582 3630
sales@tapfloqulf.com

Czech Republic

Tapflo s.r.o.
Tel: +420 513033920
tapflo@tapflo.cz

Japan

Tapflo Japan K.K.
Tel: +81 362403510
tapflojp@tapflo.co.jp

Romania

S.C. Tapflo Rom. S.r.l.
Tel: +40 213451255
sales@tapflo.ro

Sweden

Tapflo AB
Tel: +46 (0)30314050
info@tapflo.com

Baltic States

Tapflo SIA
Tel: +371 67472205
sales@tapflo.lv

Denmark

Tapflo Danmark ApS
Tel: +45 36454600
info@tapflo.dk

Kazakhstan

Tapflo LLP
Tel: +7 727 327 83 47
sales@tapflo.kz

Saudi Arabia

Tapflo Gulf General Trading Co. L.L.C
Tel: +971 58 582 3630
sales@tapfloqulf.com

Turkey

Tapflo Makina Ltd.
Tel: +90 2164673311
sales@tapflo.com.tr

Belgium

Tapflo Benelux B.V.
Tel: +31 (0) 6 21850664
info@tapflo.nl

France

Sarl Tapflo France
Tel: +33188788240
info@tapflo.fr

Kuwait

Tapflo Gulf General Trading Co. L.L.C
Tel: +971 58 582 3630
sales@tapfloqulf.com

Serbia

Tapflo d.o.o.
Tel: +381 21445808
sales@tapflo.rs

Ukraine

Tapflo LLC
Tel: +380 442226844
sales@tapflo.ua

Bulgaria

Tapflo EOOD
Tel: +359 886 124 937
office@tapflo.bg

Hungary

Tapflo Kft.
Tel: +36 30148 8551
office@tapflo.hu

Netherlands

Tapflo Benelux B.V.
Tel: +31 (0) 6 21850664
info@tapflo.nl

Slovakia

Tapflo s.r.o.
Tel: +421 911137883
tapflo@tapflo.sk

United Arab Emirates

Tapflo Gulf General Trading Co. L.L.C
Tel: +971 58 582 3630
sales@tapfloqulf.com

Canada

Tapflo Canada
Tel: +1 514 409 8380
office@tapflo.ca

India

Tapflo Fluid Handling India Pvt Ltd.
Tel: +91 9028574063
enquiry@tapflo.in

Oman

Tapflo Gulf General Trading Co. L.L.C
Tel: +971 58 582 3630
sales@tapfloqulf.com

Slovenia

Tapflo d.o.o.
Tel: +386 68613474
sales@tapflo.hr

United Kingdom

Tapflo (UK) Ltd.
Tel: +44 2380252325
sales@tapflo pumps.co.uk



If your country is not listed please visit www.tapflo.com/en/contact