


tapflo®

FILTER PRESS PUMPS

2026 | 1



» All about your flow®

www.tapflo.com

» All about your flow®

We began our journey in 1980 in Kungälv, a small town on the Swedish west coast, as a family company with an ambition to one day become a global player on the pump market.

Since the foundation, we have taken pride in delivering a wealth of knowledge and passion for pumps to the industry, whilst supplying a wide range of premium products for various industrial applications.

Over the years, the company has developed into a global Tapflo Group with branches and distributors present in nearly every region of the world.

One thing did not change - we are still a family company.

Our solutions are designed and manufactured in Europe and distributed globally to offer the best service and flow solutions to our customers for a variety of applications.

Our values, Commitment, Quality and Simplicity are reflected both in our product and business approach.



For fast and flexible service and high-quality products readily available worldwide, choose Tapflo.

Quality commitment

At Tapflo we are simply committed to quality. As a result, our production standards, as well as products quality, comply with various globally recognised certification and quality control standards. The Tapflo manufacturing process is certified according to ISO 9001:2015, confirming that our processes are appropriate, effective, customer-focused and continuously improved.



Tapflo values

Our culture is concluded in Our values

Commitment

We are different from our competitors because of our willingness to exceed the customers' expectations, move fast and be flexible. Our culture is based on the spirit of togetherness, enthusiasm and integrity. We come from all over the world but we share the same values and we respect each other. We are committed.

Quality

We understand that the quality in our work is never better than the weakest link, that's why we focus on every small detail. We share a common passion for continuously finding more efficient and effective ways to provide value to our customers. As a manufacturer we have control of the complete process both in terms of our products and the way we operate internally. That is why we manufacture the highest quality pumps in our segment.

Simplicity

We have a saying, "Simple is art" which means we try to find smooth and uncomplicated solutions in everything. By keeping it simple we can focus on the essential, like designing uncomplicated pumps with few components. For us it is a key to success; strive to simplify what is complex.



Compact station for feeding filter presses

Features & Benefits

- ✓ **Optimal pressure amplification**
The output pressure can be regulated up to 2:1 of input pressure
- ✓ **Plug & Play**
The pressure booster is mounted directly on the pump making it a small and compact unit that can be assembled on the filter press
- ✓ **Simple operation principle**
Due to its working principle the TF pump does not require any automation nor complicated safety features for proper operation
- ✓ **Robust design**
Best durability thanks to balanced diaphragms and high pressure pump concept
- ✓ **Special design**
Using of reinforcement plates, pinscrews and a hybrid air valve ensures reliable and maintenance free operation under high pressure
- ✓ **Diversity**
All Tapflo pumps can be supplied with a booster making the range appropriate for almost any application

The Installation

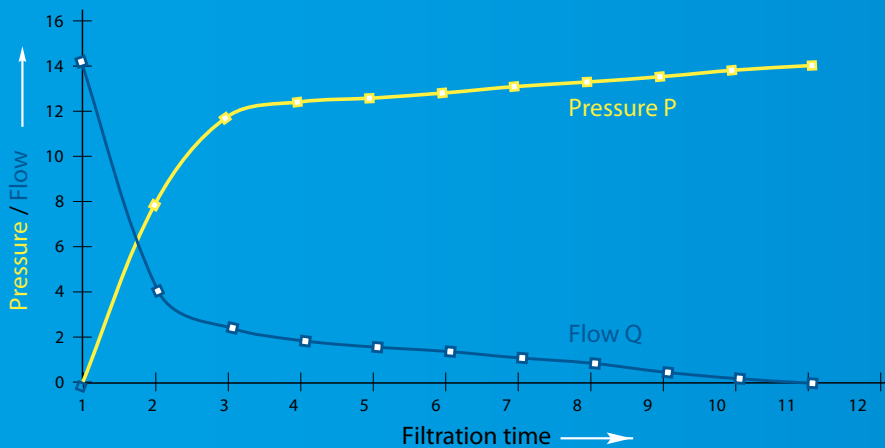
Adding a pump to an existing filter press was never such easy. The pump is already equipped with a pressure booster, manometers, regulation knob and all essential hoses and fittings.



Working principle

The pump is driven by compressed air. The two diaphragms are connected by a diaphragm shaft and pushed back and forth by alternately pressurizing the air chambers behind the diaphragms using an automatically cycling air valve system. The only difference between TF and standard AODD pump is that the pump is not supplied with air directly but through pressure booster. The air supply is connected to port ① in booster. The regulation knob ② allows to adjust the amplification level up to 2:1 of input pressure. The manometers ③ show current settings. The pressure builds up inside the booster and when it reaches the desired output pressure it is released to the pump inlet ④.

Typical filtration curve of a chamber filter press



At the beginning of slurry transfer to the filter press the pump operates with high flow but low pressure as the chamber of the filter press is empty.

Over time, when the filter press is filled, solids block the filter orifices therefore pressure builds up and simultaneously flow rate decreases gradually.

At the end, when the filter is filled, flow is reduced to zero (the pump stops) and pressure is retained thus compressing the filter cake.

Components

Air valve



The TF series is equipped with a special, hybrid air valve comprising of a brass body and PET cylinder. The cylinder is made of a light material therefore it does not damage the air valve housing and the pump center body at high pressures.

Diaphragms



The composite design of Tapflo diaphragm makes it very durable even at higher operating pressures. Inside there is a reinforcement net and light metal core making it ideal for continuous heavy duty service. The face of the diaphragm is completely smooth so no metal parts come into contact with the pumped liquid and there is no leakage through it.

Reinforcements



All plastic TF pumps are equipped with stainless steel reinforcement plates to provide better rigidity of the pump making it more robust. To enhance stability even further, the plates are higher than the pump to support the discharge side of the pump. Aluminium pumps are screwed together by means of pinscrews instead of standard screws.

Ball check valves

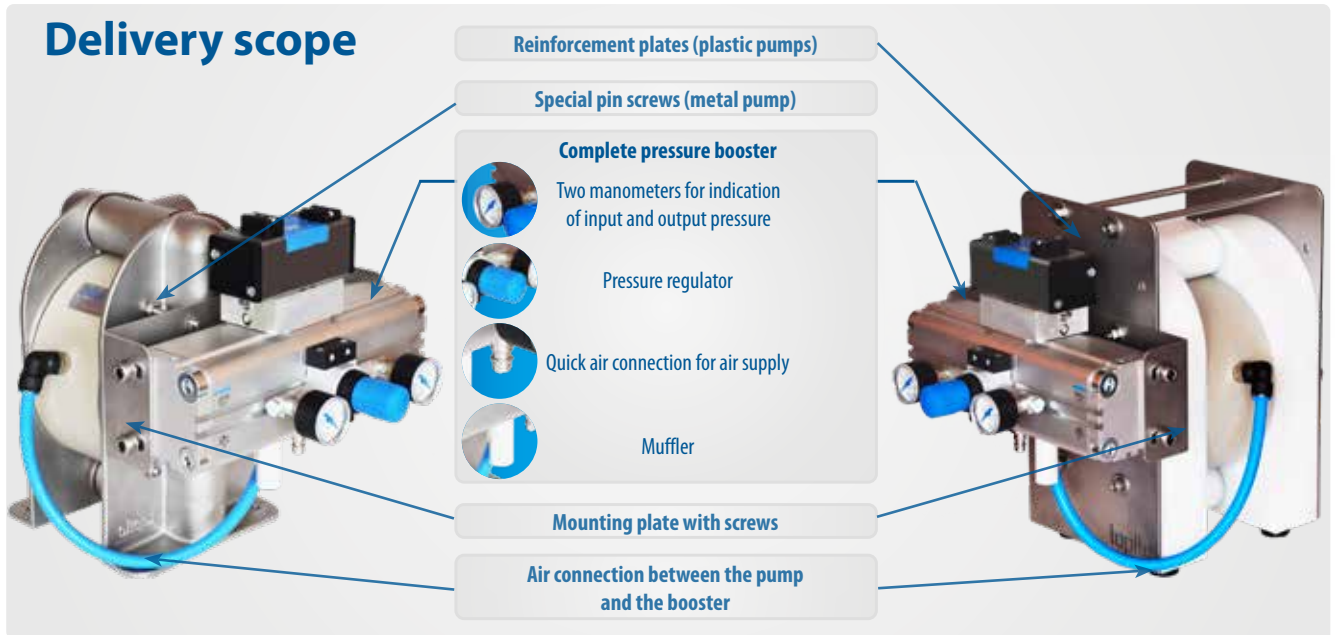


Tapflo TF pump is fitted with four check valves, making sure that the liquid is transferred in the right direction through the pump. The valve is of ball type, the simplest and reliable valve design. It has a good sealing capability and is easy to keep clean and to replace if necessary. For better durability, the valve balls and valve seats can be manufactured in polyurethane or AISI 316L stainless steel.



New standard for reinforcement plates and booster holders for TF pump series

Delivery scope



Complementary products

DTF dampener



Air treatment system



Our offer consists also of Tapflo active pulsation dampener prepared to work under higher pressure. The pulsation dampener is the most effective way to remove pressure variations on the discharge of the pump ensuring a stable and continuous flow into the pipeline. In the same way as with the pump, the plastic dampener is reinforced on both side by metal plates to ensure better rigidity of the whole assembly.

To ensure best air quality and therefore longest life of products, Tapflo offers a complete air treatment system. It can consist of the following devices:

- Filter regulator
- Needle valve
- Water separator

TF Pump Code

I. T II. F III. 100 IV. P V. T VI. T VII. -7PV

I. T = Tapflo diaphragm pump

II. Basic options:

B = Backup diaphragm pump

D = Drum pump

F = Filter-press pump

T = Twin inlet/outlet pump

IV. Material of wetted metal parts:

P = PE

T = PTFE

S = Stainless steel AISI316L

A = Aluminium

C = Cast Iron

V. Material of diaphragms:

E = EPDM

N = NBR (nitrile rubber)

T = PTFE

B = PTFE TFM 1705b

V = FKM (T50 and T70 only)

VI. Material of valve balls:

E = EPDM

N = NBR (nitrile rubber)

T = PTFE

S = AISI 316 stainless steel

P = PU (polyurethane)

K = Ceramic

V = FKM

B = PTFE TFM 1635

VII. Special executions:

1 = Optional in/outlet material

2 = Valve seat insert

3 = Optional connection type

4 = Backup diaphragm system configuration

5 = Other special executions

6 = Optional material of centre body

7 = Optional material of air valve

8 = Optional material of pos. 18 seals

9 = Optional material of housing pin screws

11 = Housing reinforcement plates

13 = Twin in-/outlet options

14 = Optional pump feet

19 = Filter press pumps special options

Performance

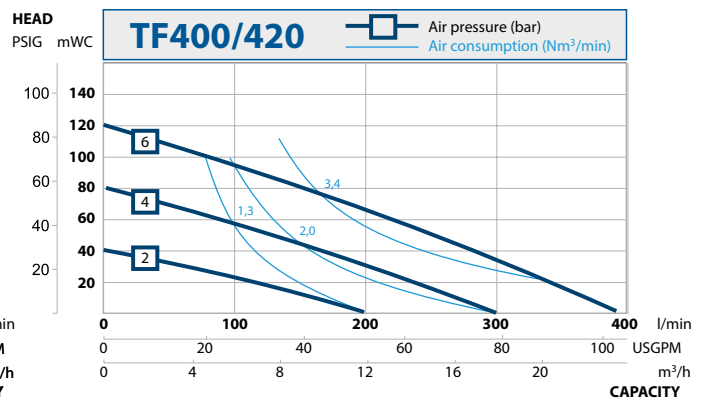
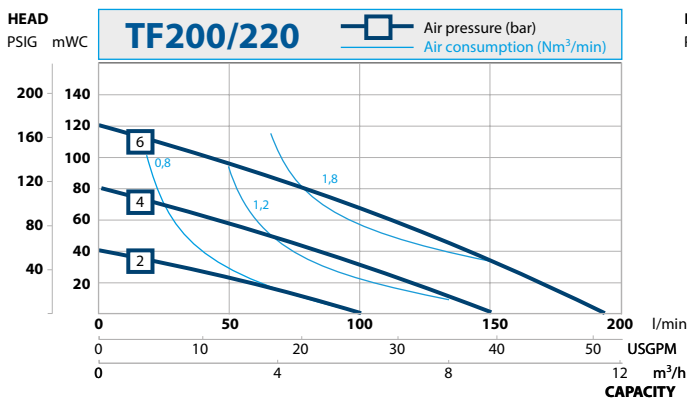
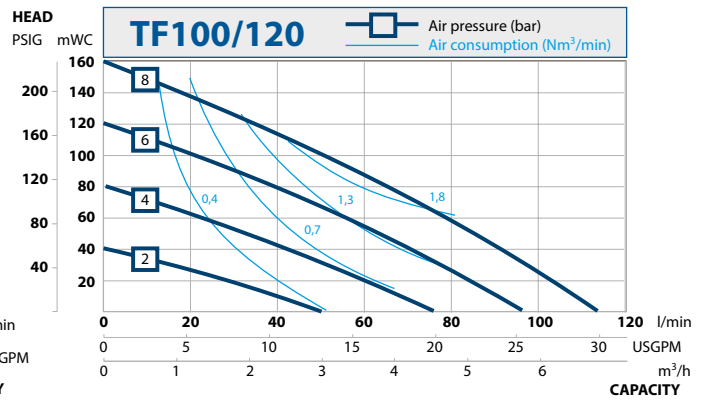
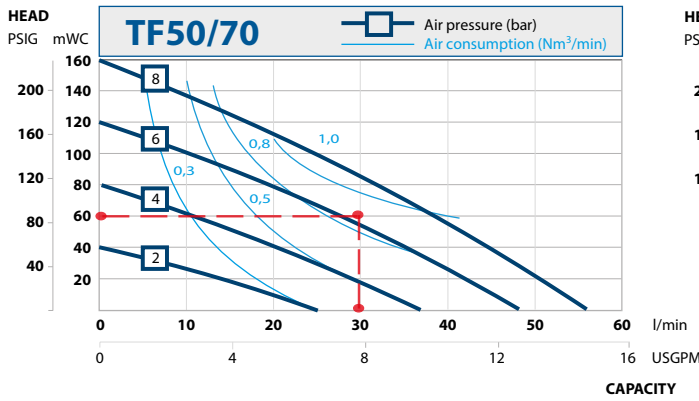
The performance curves are based on water at 20 °C. Other circumstances might change the performance.

Example:

A flow of 30 liters/minute is desired. The discharge pressure is calculated to 60 mWC.

We choose a TF50 pump.

It requires air pressure of 6 bar and will consume approximately 0.80 Nm³ of air per minute.



Technical data	Pump size			
	TF50	TF100	TF200	TF400
Max capacity* [l/min] / [US GPM]	55 / 14.5	112 / 29.6	195 / 51.5	390 / 103
Volume per stroke** [ml] / [cu in]	116 / 7.08	305 / 18.6	854 / 52.1	2326 / 141.9
Max discharge pressure [bar] / [psi]	16 / 232	16 / 232	12 / 174	12 / 174
Max air pressure [bar] / [psi]	8 / 116	8 / 116	6 / 87	6 / 87
Max suction lift dry*** [m] / [Ft]	2.5 / 8	3.5 / 11	4 / 13	4 / 13
Max suction lift wet [m] / [Ft]	8 / 26	8 / 26	8 / 26	8 / 26
Max size of solids ø in [mm] / [in]	4 / 0.16	6 / 0.24	10 / 0.39	15 / 0.59
Max temp. pump in PE [°C] / [°F]	70 / 158	70 / 158	70 / 158	70 / 158
Weight of pump in PE [kg] / [lb]	8 / 17.6	21.6 / 47.6	49 / 108	78 / 172

Technical data	Pump size			
	TF70	TF120	TF220	TF420
Max capacity* [l/min] / [US GPM]	55 / 14.5	112 / 29.6	195 / 51.5	390 / 103
Volume per stroke - stainless steel** [ml] / [cu in]	101 / 5.34	280 / 17.1	933 / 56.9	2300 / 140.3
Volume per stroke - aluminium ** [ml] / [cu in]	105 / 6.41	272 / 16.6	884 / 53.95	2440 / 148.90
Max discharge pressure [bar] / [psi]	16 / 232	16 / 232	14 / 203	14 / 203
Max air pressure [bar] / [psi]	8 / 116	8 / 116	7 / 101.5	7 / 101.5
Max suction lift dry*** [m] / [Ft]	3 / 9.8	4 / 13	4 / 13	4 / 13
Max suction lift wet [m] / [Ft]	8 / 26	8 / 26	8 / 26	8 / 26
Max size of solids ø in [mm] / [in]	4 / 0.16	6 / 0.24	10 / 0.39	15 / 0.59
Max temperature with EPDM/NBR [°C] / [°F]	80 / 176	80 / 176	80 / 176	80 / 176
Max temperature with PTFE [°C] / [°F]	110 / 230	110 / 230	110 / 230	110 / 230
Weight in aluminium [kg] / [lb]	11 / 24.3	16.3 / 35.9	35 / 77.2	51.6 / 113.8
Weight in AISI 316 [kg] / [lb]	16 / 35.3	23.5 / 51.8	51.6 / 113.8	69 / 152.1

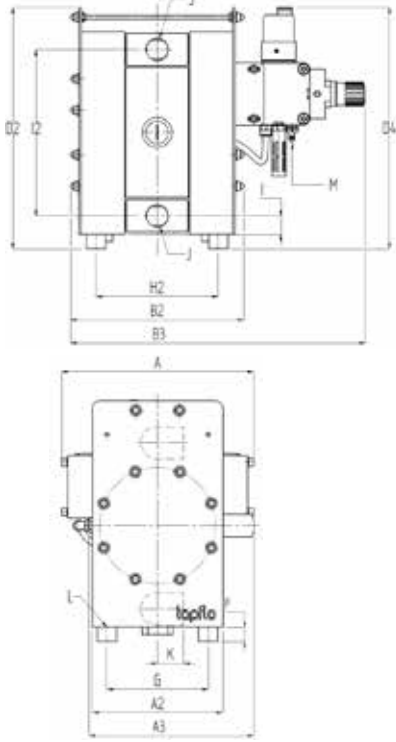
* = Max flow is obtained when using a bypass around the pressure booster at low pressure.

** = Based on pumps with PTFE diaphragms. Pumps with EPDM diaphragms have higher volume per stroke.

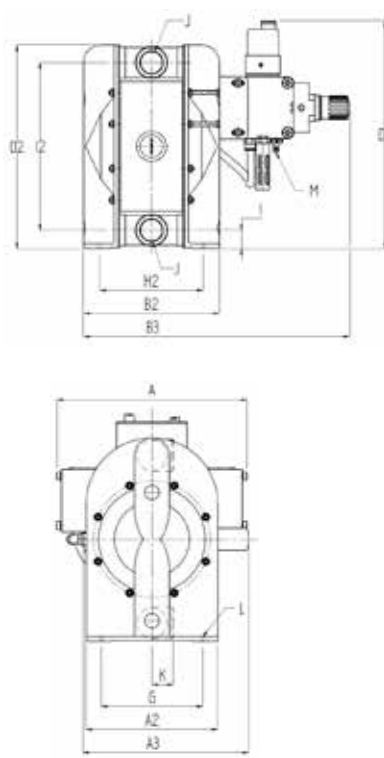
*** = With stainless steel valve balls, other materials may reduce suction. Please consult us in this matter.

Technical data

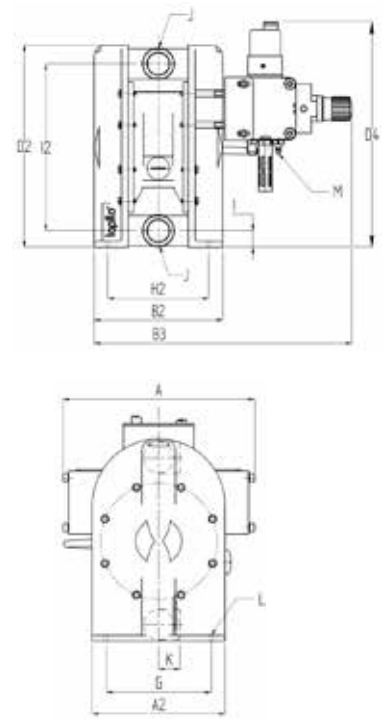
Plastic pumps



Stainless steel pumps



Aluminium/cast iron pumps



DIM	PLASTIC PUMP SIZE			
	50	100	200	400
A	172	319	398	398
	6.77	12.56	15.67	15.67
A2	150	200	270	350
	5.91	7.87	10.63	13.78
A3	167	274	341	405
	6.57	10.79	13.43	15.94
B2	196	260	360	436
	7.72	10.24	14.17	17.17
B3	276	444	620	691
	10.87	17.48	24.41	27.20
D2	263	364	500	610
	10.35	14.33	19.69	24.02
D4	352	351	501	583
	13.86	13.82	19.72	22.95
F	15	15	30	30
	0.59	0.59	1.18	1.18
G	116	140	210	290
	4.57	5.51	8.27	11.42
H2	130	156	254	322
	5.12	6.14	10.00	12.68
I	20	28	38	48
	0.79	1.10	1.50	1.89
I2	190	252	345	440
	7.48	9.92	13.58	17.32
J	½"	1"	1½"	2"
	½	1	1½	2
K	25	38	54	70
	7.48	9.92	13.58	17.32
L	M8x20	M8x20	M8x20	M8x20
	M8x20	M8x20	M8x20	M8x20
M	G½" / DN10	G¼" / DN10	G½" / DN10	G½" / DN10
	G½" / DN10	G¼" / DN10	G½" / DN10	G½" / DN10

DIM	STAINLESS STEEL PUMP SIZE			
	70	120	220	420
A	172	319	398	398
	6.77	12.56	15.67	15.67
A2	150	200	272	352
	5.91	7.87	10.71	13.86
A3	160	239	342	389
	6.30	9.41	13.46	15.31
B2	156	205	282	347
	6.14	8.07	11.10	13.66
B3	253	407	560	624
	9.96	16.02	22.05	24.57
D2	229	309	422	529
	9.02	12.17	16.61	20.83
D4	165	332	464	551
	6.50	13.07	18.27	21.69
G	116	160	210	280
	4.57	6.30	8.27	11.02
H2	129	158	214	284
	5.08	6.22	8.43	11.18
I	19	27	38	44
	0.75	1.06	1.50	1.73
I2	192	257	348	443
	7.56	10.12	13.70	17.44
J	½"	1"	1½"	2"
	½	1	1½	2
K	40	52	70	80
	1.57	2.05	2.76	3.15
L	8.5	8.5	8.5	10
	0.33	0.33	0.33	0.39
M	G½" / DN10	G¼" / DN10	G½" / DN10	G½" / DN10
	G½" / DN10	G¼" / DN10	G½" / DN10	G½" / DN10

DIM	ALUMINIUM / CAST IRON PUMP SIZE			
	70	120	220	420
A	172	319	398	398
	6.77	12.56	15.67	15.67
A2	151	200	275	356
	5.94	7.87	10.83	14.02
B2	167	198	267	342
	6.57	7.80	10.51	13.46
B3	265	405	542	637
	10.43	15.94	21.34	25.08
D2	222	302	418	539
	8.74	11.89	16.46	21.22
D4	167	331	467	559
	6.57	13.03	18.39	22.01
G	116	160	220	280
	4.57	6.30	8.66	11.02
H2	129	158	210	280
	5.08	6.22	8.27	11.02
I	22	27	34	47
	0.87	1.06	1.34	1.85
I2	190	252	346	448
	7.48	9.92	13.62	17.64
J	½"	1"	1½"	2"
	½	1	1½	2
K	29	33	45	80
	1.14	1.30	1.77	3.15
L	10	10	10	10
	0.39	0.39	0.39	0.39
M	G½" / DN10	G¼" / DN10	G½" / DN10	G½" / DN10
	G½" / DN10	G¼" / DN10	G½" / DN10	G½" / DN10

Sweden

Filaregatan 4 | S-442 34 Kungälv

Tel: +46 303 63390

Fax: +46 303 19916

E-mail addresses:

Commercial questions: sales@tapflo.com

Orders: order@tapflo.com

Tech support: support@tapflo.com

Österreich

Töpferweg 1 | 4320 Perg

Tel: +43 732 272 929 10

Fax: +43 732 272 929 00

E-mail: sales@tapflo.at

Tapflo products and services are available worldwide.

Tapflo is represented by own Tapflo Group Companies and carefully selected distributors assuring highest Tapflo service quality for our customers' convenience.

AUSTRALIA | AUSTRIA | AZERBAIJAN | BAHRAIN | BELGIUM | BOSNIA | BRAZIL | BULGARIA | CANADA | CHILE | CHINA | COLOMBIA | CROATIA | CZECH REPUBLIC | DENMARK | ECUADOR | EGYPT | ESTONIA | FINLAND | FRANCE | GEORGIA | GERMANY | GREECE | HONG-KONG | HUNGARY | ICELAND | INDIA | INDONESIA | IRELAND | ISRAEL | ITALY | JAPAN | JORDAN | KAZAKHSTAN | KUWAIT | LATVIA | LIBYA | LITHUANIA | MACEDONIA | MALAYSIA | MEXICO | MONTENEGRO | MOROCCO | NETHERLANDS | NEW ZEALAND | NORWAY | OMAN | PHILIPPINES | POLAND | PORTUGAL | QATAR | ROMANIA | SAUDI ARABIA | SERBIA | SINGAPORE | SLOVAKIA | SLOVENIA | SOUTH AFRICA | SOUTH KOREA | SPAIN | SWEDEN | SWITZERLAND | TAIWAN | THAILAND | TURKEY | UKRAINE | UNITED ARAB EMIRATES | UNITED KINGDOM | USA | UZBEKISTAN | VIETNAM

Tapflo Group Companies

Australia

Tapflo Oceania (Pty) Ltd.
Tel: +61 1800303633
sales@tapflo.com.au

China

Tapflo (Wuxi) Pumps Co. Ltd.
Tel: +86 51082417072
sales@tapflo.cn

Ireland

Tapflo Ireland Ltd.
Tel: +353 12011911
info@tapflo.ie

Poland

Tapflo Sp. z o.o.
Tel: +48 609 995 500
info@tapflo.pl

Spain

Tapflo Ibérica S.L.
Tel: +34 918093182
avives@tapfloiberica.es

Uzbekistan

Tapflo Uzbekistan
Tel: +998 712370940
sales@tapflo.uz

Austria

Tapflo GmbH
Tel: +43 73227292910
sales@tapflo.at

Croatia

Tapflo d.o.o.
Tel: +385 914884666
sales@tapflo.hr

Italy

Tapflo Italia S.r.l.
Tel: +39 0362306528
info@tapfloitalia.com

Qatar

Tapflo Gulf General Trading Co. L.L.C
Tel: +971 58 582 3630
sales@tapfloqulf.com

South Africa

Tapflo (Pty) Ltd.
Tel: +27 317015255
sales@tapflo.co.za

Bahrain

Tapflo Gulf General Trading Co. L.L.C
Tel: +971 58 582 3630
sales@tapfloqulf.com

Czech Republic

Tapflo s.r.o.
Tel: +420 513033920
tapflo@tapflo.cz

Japan

Tapflo Japan K.K.
Tel: +81 362403510
tapflojp@tapflo.co.jp

Romania

S.C. Tapflo Rom. S.r.l.
Tel: +40 213451255
sales@tapflo.ro

Sweden

Tapflo AB
Tel: +46 (0)30314050
info@tapflo.com

Baltic States

Tapflo SIA
Tel: +371 67472205
sales@tapflo.lv

Denmark

Tapflo Danmark ApS
Tel: +45 36454600
info@tapflo.dk

Kazakhstan

Tapflo LLP
Tel: +7 727 327 83 47
sales@tapflo.kz

Saudi Arabia

Tapflo Gulf General Trading Co. L.L.C
Tel: +971 58 582 3630
sales@tapfloqulf.com

Turkey

Tapflo Makina Ltd.
Tel: +90 2164673311
sales@tapflo.com.tr

Belgium

Tapflo Benelux B.V.
Tel: +31 (0) 6 21850664
info@tapflo.nl

France

Sarl Tapflo France
Tel: +33188788240
info@tapflo.fr

Kuwait

Tapflo Gulf General Trading Co. L.L.C
Tel: +971 58 582 3630
sales@tapfloqulf.com

Serbia

Tapflo d.o.o.
Tel: +381 21445808
sales@tapflo.rs

Ukraine

Tapflo LLC
Tel: +380 442226844
sales@tapflo.ua

Bulgaria

Tapflo EOOD
Tel: +359 886 124 937
office@tapflo.bg

Hungary

Tapflo Kft.
Tel: +36 30148 8551
office@tapflo.hu

Netherlands

Tapflo Benelux B.V.
Tel: +31 (0) 6 21850664
info@tapflo.nl

Slovakia

Tapflo s.r.o.
Tel: +421 911137883
tapflo@tapflo.sk

United Arab Emirates

Tapflo Gulf General Trading Co. L.L.C
Tel: +971 58 582 3630
sales@tapfloqulf.com

Canada

Tapflo Canada
Tel: +1 514 409 8380
office@tapflo.ca

India

Tapflo Fluid Handling India Pvt Ltd.
Tel: +91 9028574063
enquiry@tapflo.in

Oman

Tapflo Gulf General Trading Co. L.L.C
Tel: +971 58 582 3630
sales@tapfloqulf.com

Slovenia

Tapflo d.o.o.
Tel: +386 68613474
sales@tapflo.hr

United Kingdom

Tapflo (UK) Ltd.
Tel: +44 2380252325
sales@tapflo pumps.co.uk



If your country is not listed please visit www.tapflo.com/en/contact