

tapflo®

# HOSE PUMPS

2025 | 1



» All about your flow®

[www.tapflo.ca](http://www.tapflo.ca)

# New definition of the Hose Pump

Solution for abrasive, corrosive and viscous liquids with particles



Certificates may vary depending on the material execution of a particular product.

## PT - High pressure (up to 15 bar)

- » **capacity 0 - 60 m<sup>3</sup>/h**
- » **shoe design**
- » lubricant type: **glycerin FDA**
- » housing material: **nodular cast iron**
- » **15 sizes available**
- » **horizontal and vertical** gear motor position (depending on the pump model)

**Applications:** paint, waste water treatment, food, paper mills, chemical, biogas, recycling, mining, building



## PTL - Low pressure (up to 4 bar)

- » **capacity up to 5 m<sup>3</sup>/h**
- » **roller design**
- » lubricant type: **silicone grease (food approved)**
- » housing material: **aluminium**
- » **7 sizes available**
- » **horizontal and vertical** gear motor position (depending on the pump model)

**Applications:** pharmaceutical, water treatment, food & beverage, cosmetics, chemical



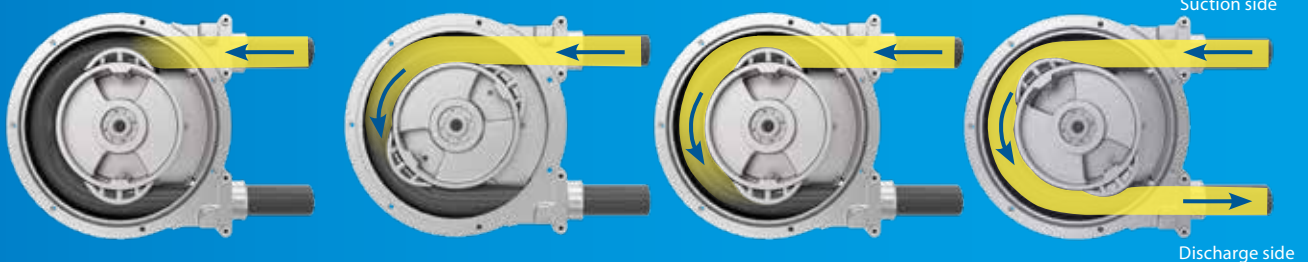
Product images are for illustrative purposes only and may differ from the actual product.

## Features & Benefits

- ✓ **Pumping challenging liquids**  
Hose pumps are suitable for efficiently pumping highly abrasive, corrosive, and viscous liquids containing particles.
- ✓ **Ease maintenance, reduced downtime**  
Hassle-free maintenance and minimal downtime due to few components and no seals required.
- ✓ **Easy operation**  
User-friendly operation without the need for specialized personnel.
- ✓ **Cost-effective solution**  
Total Cost of Ownership (TCO) for economical pumping solutions.
- ✓ **Turbulence-free performance**  
Smooth and gentle pumping even with highly abrasive or sensitive liquids, minimizing wear and ensuring optimal operations.
- ✓ **Extensive configuration options**  
The pump connection offers a diverse range of types and orientations.
- ✓ **Self-priming**  
Efficient self-priming with superior suction capacity up to -0.9 bar.
- ✓ **Handling high viscosity**  
Reliable performance with the ability to pump liquids with viscosities up to 100,000cP.
- ✓ **Reversible operation**  
Versatile functionality for various applications with an easy change of rotation direction.
- ✓ **Adjustable flow and precise dosing**  
Flexibility in flow rates and precise dosing accuracy of approximately  $\pm 5\%$  by adjusting the speed, such as with a frequency converter.
- ✓ **Safe to run dry**  
Safe to run dry, eliminating the need for monitoring and ensuring ease of use and peace of mind.



## Working principle



### PT HIGH PRESSURE HOSE PUMPS HAVE A SHOE DESIGN.

The pump generates friction and heat, while compressing the hose, therefore constant lubrication with glycerin is needed to dissipate the heat. This design allows the pump to operate within higher discharge pressure up to 15 bar, avoiding any blockage and optimising therefore the lifetime of the hose.

### PTL LOW PRESSURE HOSE PUMPS HAVE A ROLLER DESIGN.

This design is effective for discharge pressure up to 4 bar. The friction on the hose with rollers is lower, hence the hose needs just to be lubricated by silicone grease. The rollers can be adjusted, either by brackets or by shims depending on the pump size.

# Advanced hose design technology

At Tapflo we have focused on reducing hose wear, and our dedicated engineers are fully immersed in this important mission.

As a result, our newly upgraded Tapflo hoses outperform the competition, **lasting approximately 30% longer than any other hoses in the market.**


New Tapflo hoses are characterized by a non-machined external surface, which revolutionizes the lubrication of our reinforced hoses. This feature ensures a superior grip for the lubricant, reducing friction and significantly lowering heat generation.

**The outcome?** An unprecedented extension in hose lifetime that sets our products apart.




## Features & Benefits

- 
**Superior quality assurance**  
 Experience optimised quality with Tapflo hoses. Hoses are exclusively European made, crafted with the finest quality compounds, and manufactured according to the highest industry standards.
- 
**Variety of materials & sizes**  
 Tapflo offers an extensive range of hose materials to cater to diverse applications. Wide selection of options, accommodating inner diameters ranging from 5 mm to 125 mm.

- 
**Unparalleled stock availability**  
 With the largest available stock in the industry, Tapflo ensures prompt delivery worldwide. Benefit from our extensive inventory of over 7000 hoses directly accessible from our stock.
- 
**Elevate your pump performance**  
 Upgrade your pump with confidence using Tapflo's high-quality hoses. Designed not only for Tapflo pumps but also compatible with pumps from other manufacturers, our hoses enhance performance and reliability.

## Available hoses materials

Tapflo goes the extra mile to provide transparency and clarity. Our hoses feature **clear codification and branding labels, guaranteeing that you are using an authentic Tapflo product.**

Hose		Industry								
		Water treatment	Ceramic	Mining & quarries	Building & construction	Chemical	Food & beverage	Pharmaceutical & cosmetics	Paint, pulp & paper	Agriculture & biogas
<b>Industrial</b>										
NR	●	●	●	●	●	●			●	●
NBR		●		●		●		●	●	●
EPDM	●	●	●	●	●	●		●		●
CSM		●		●		●				●
<b>Food Grade</b>										
NR FDA							●	●	●	
NBR FDA							●	●		
EPDM FDA							●	●		

# PT High pressure hose pumps



- » capacity 0 - 60 m<sup>3</sup>/h
- » shoe design
- » lubricant type: **glycerine FDA**
- » housing material: **nodular cast iron**
- » **15 sizes available**
- » **horizontal and vertical** gear motor position

**Applications:** paint, waste water treatment, food, paper mills, chemical, biogas, recycling, mining, building



## Materials, data and limits

Technical data	Specification
<b>Casing material</b>	Nodular cast iron
<b>Hose material (wetted)</b>	Industrial reinforced - NR (std), NBR, EPDM, CSM ATEX reinforced - NR, EPDM Food grade reinforced - NR FDA, NBR FDA, EPDM FDA
<b>Insert material (wetted)</b>	AISI 316L (std), PTFE, PP
<b>Flange brackets</b>	prepared for ANSI flange
<b>Connection type</b>	EN1092-1 Flange (std), ANSI flange, BSP/NPT thread, Camlock, hose tail, DIN 32676 clamp, DIN 11851 thread, SMS 3017 clamp
<b>Motor*</b>	IEC standard, 3-phase, 4-pole, 50/60 Hz, IP55+PTC
<b>Max. capacity</b>	60 m <sup>3</sup> /h
<b>Max. viscosity</b>	100 000 cP***
<b>Max. liquid temp.</b>	80 °C**
<b>Discharge pressure</b>	PT 5: 8 bar PT 10, PT 15, PT 20: 10 bar PT 25 up to PT 125: 15 bar
<b>Max. suction lift</b>	- 0.9 bar

\* Other motor options available on request

\*\* Pump can work with higher temperatures but hose lifetime might be reduced

\*\*\* Maximum value may vary depending on pump size and installation

## Standard gear motors\*


Pump size	Motor power [kW]	Pump speed [rpm]
PT 5	0.25	11, 15, 19, 23
	0.25	11, 15, 19, 23
PT 10	0.37	15, 23, 25, 35
	0.55	43, 47, 61
PT 15, PT 20	0.37	15, 23, 25, 35
	0.55	43, 47, 61
PT 25	1.5	23, 30, 35, 44, 50
	2.2	60
PT 32, PT 38	1.5	20, 25, 31
	2.2	34, 44, 50, 61
PT 40	2.2	25, 31, 33, 41
	3	47
	4	54, 63
PT 51, PT 60	5.5	26
	7.5	20, 33, 38, 47, 55, 60
PT 65, PT 80, PT 80L	7.5	20
	11	20, 26, 32, 38
	15	22,5, 26, 32, 38
PT 100	15	18, 24
	18.5	18
	22	24, 31
PT 125	22	20
	30	25, 32
	37	20, 32, 38

\* Other gear motor speed options available on request

Standard horizontal gear motors - PT 5, PT 10, PT 15, PT 20, PT 25, PT 32, PT 38, PT 40, PT 51, PT 60, PT 65, PT 80, PT 80L.

Standard vertical gear motors - PT 100, PT 125.

# PT Optimised pump design



## Convenient flange brackets

The brackets feature a cut out, facilitating easy hose removal and pump maintenance.

## Enhanced shoe design

Smoothing out the shoe contours has a significant influence on extending the lifetime of the hose.

## Double lip seal

Our double lip seal allows for vacuum system adjustment without the need to remove the pump.

## Optimised compact design

Benefit a smaller footprint with our optimised pump design.

## Effortless lubricant drainage

The pump feet are designed to provide unobstructed access for convenient lubricant drainage.

## Integrated sensor compatibility

The pump casing is pre-disposed to accommodate a wide range of sensors, including leakage sensors and revolution counters, providing enhanced functionality and monitoring capabilities.

## Leakage channel for added protection

The pump casing features a leakage channel that prevents liquid from entering the gear motor in the event of a casing sealing failure.

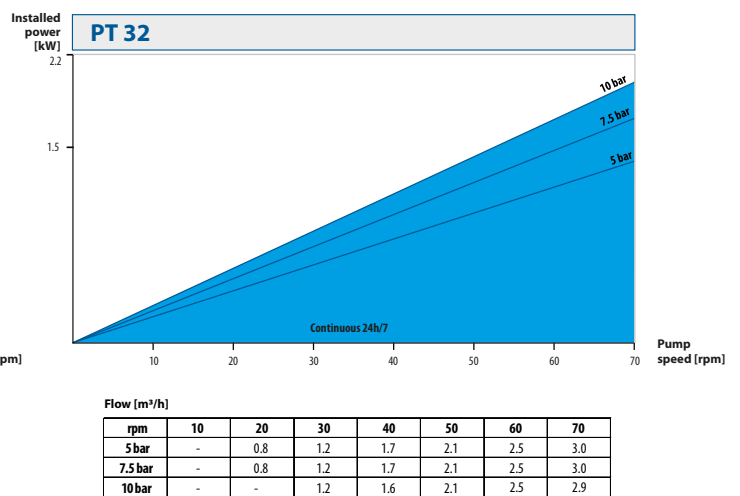
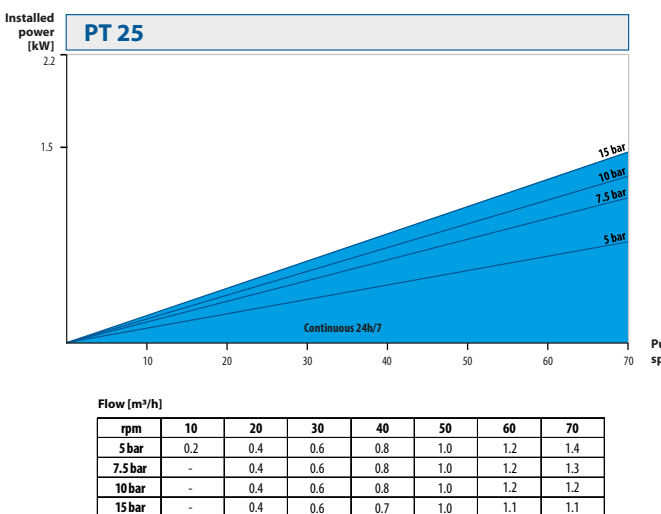
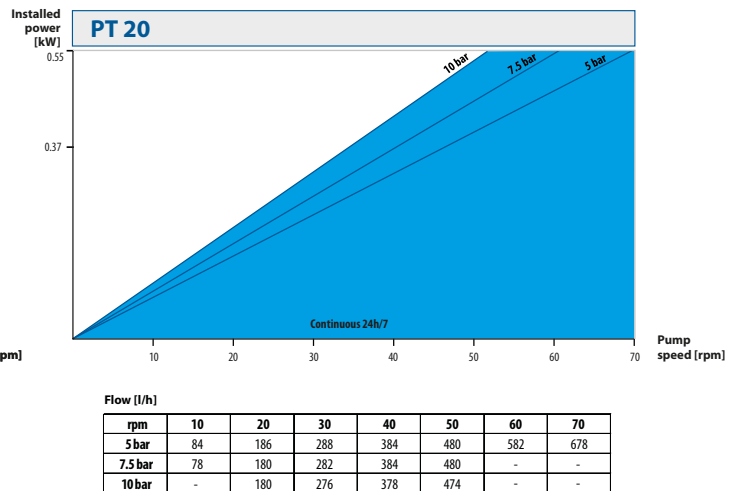
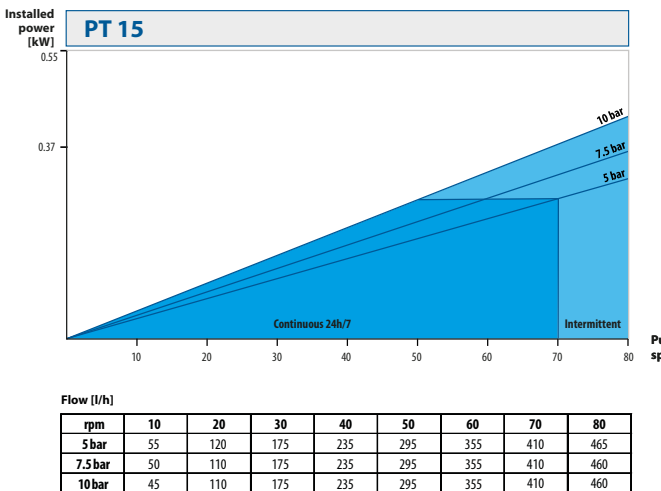
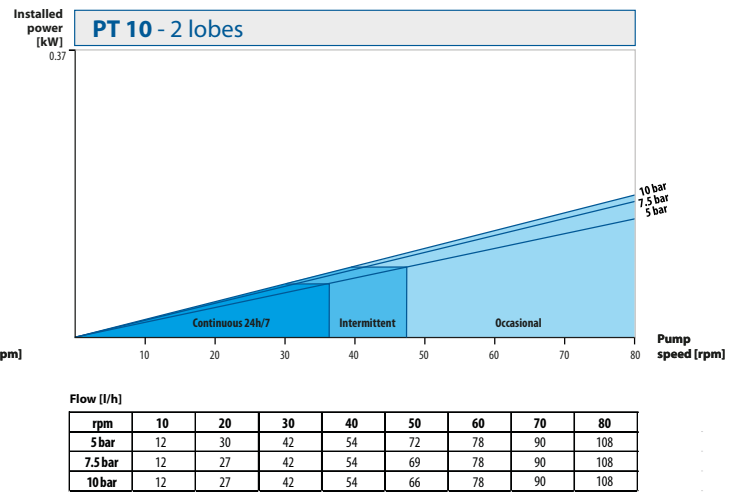
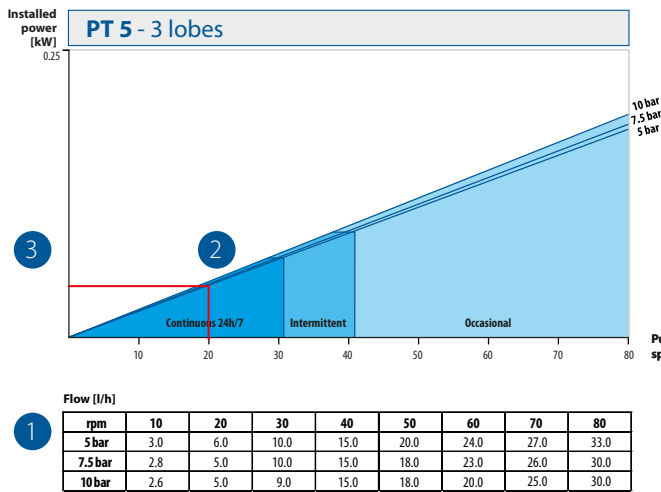


## Performance curves

The performance curves are based on water. ( $\rho = 1000 \text{ kg/m}^3, T = 20 \text{ }^\circ\text{C}$ )  
 Other circumstances might change the performance.  
 Intermittent duty = 1 hour stop for every 2 hours of operation.  
 Occasional duty = not more than 1 hour per day.

### Example see points and the red line

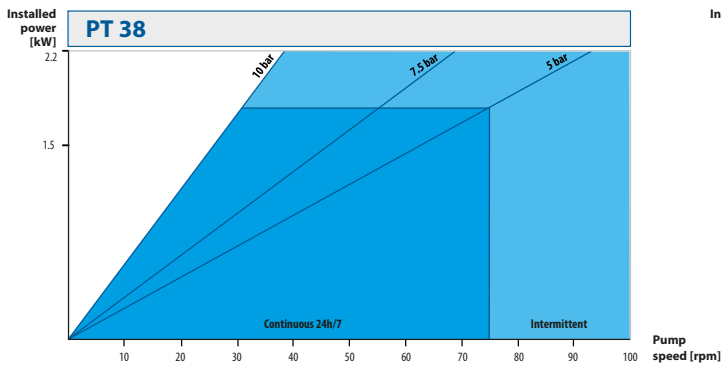
1. Select the required flow (6,0 l/h).
2. Select your discharge pressure (5 bar).
3. Move left to read electrical motor power consumption (0.25 kW).



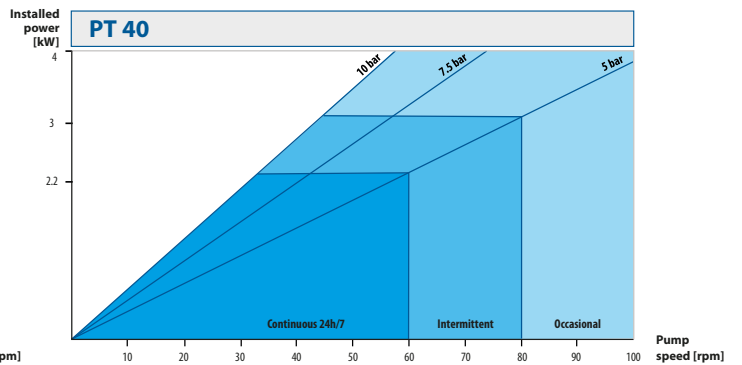
Changes reserved without notice

## Performance curves

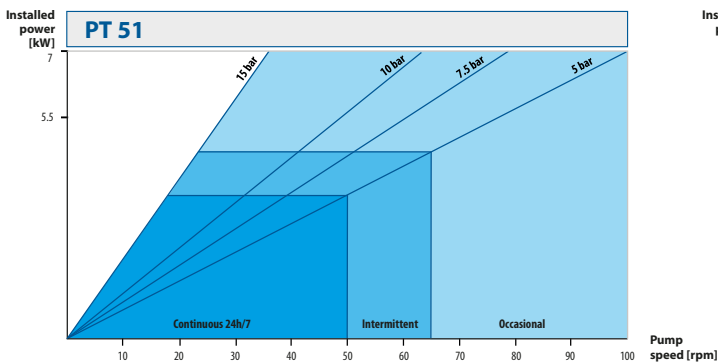
The performance curves are based on water. ( $\rho = 1000 \text{ kg/m}^3, T = 20 \text{ }^\circ\text{C}$ )  
 Other circumstances might change the performance.  
 Intermittent duty = 1 hour stop for every 2 hours of operation.  
 Occasional duty = not more than 1 hour per day.



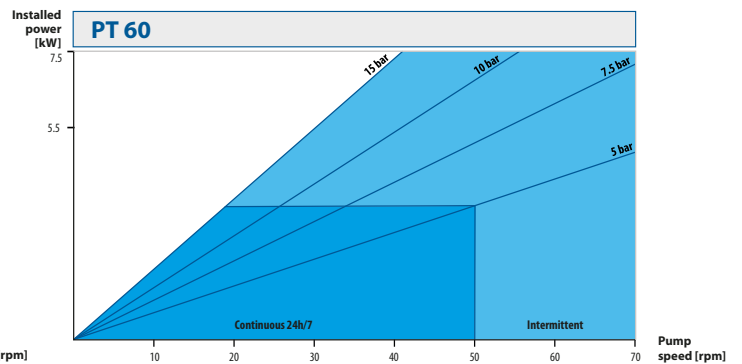
rpm	10	20	30	40	50	60	70	80
5 bar	0.5	1.0	1.6	2.2	2.8	3.4	4.0	4.6
7.5 bar	0.4	1.0	1.6	2.1	2.7	3.3	-	-
10 bar	-	1.0	1.5	2.1	2.7	-	-	-



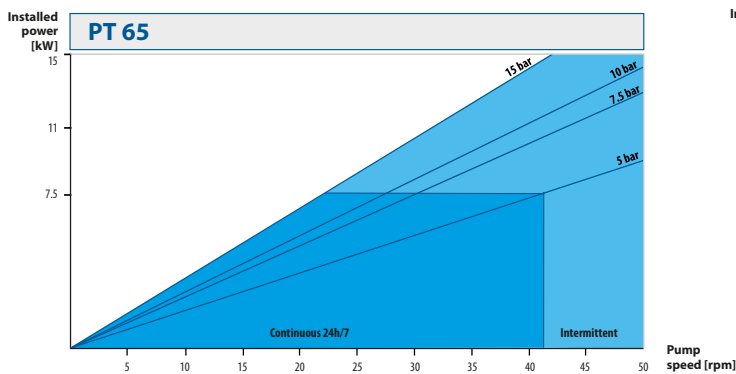
rpm	10	20	30	40	50	60	70	80	90
5 bar	0.8	1.6	2.4	3.3	4.2	5.2	6.0	6.9	7.7
7.5 bar	0.7	1.6	2.4	3.3	4.2	5.1	6.0	6.8	-
10 bar	-	1.6	2.3	3.2	4.2	5.0	-	-	-



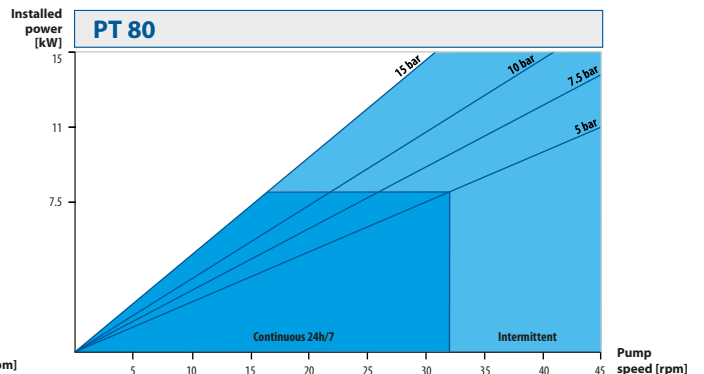
rpm	10	20	30	40	50	60	70	80	90
5 bar	1.6	3.3	5.0	7.0	8.7	10.2	12.1	14.2	16.0
7.5 bar	1.6	3.2	4.9	6.9	8.5	10.2	12.0	13.8	-
10 bar	1.5	3.1	4.9	6.7	8.2	10.1	11.3	-	-
15 bar	1.1	2.8	4.5	6.4	-	-	-	-	-



rpm	10	20	30	40	50	60	70
5 bar	2.1	4.4	6.8	9.2	11.3	13.5	16.3
7.5 bar	2.0	4.3	6.8	9.1	11.1	13.4	16.2
10 bar	2.0	4.2	6.7	9.1	11.0	-	-
15 bar	1.9	4.1	6.7	9.0	10.7	-	-

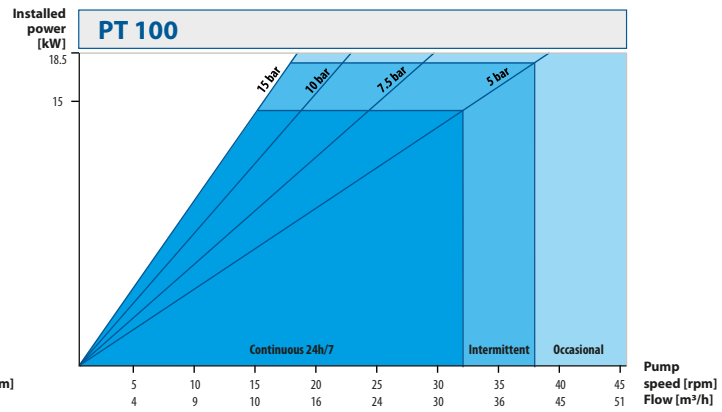
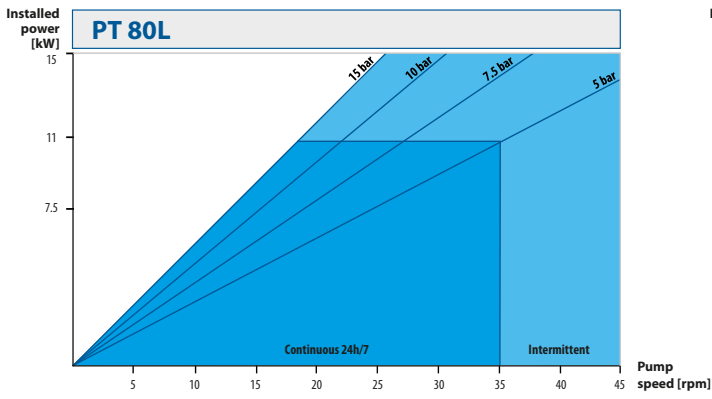


rpm	5	10	15	20	25	30	35	40
5 bar	2.0	3.9	5.8	7.7	9.8	11.9	14.0	16.0
7.5 bar	2.0	3.9	5.6	7.6	9.6	11.6	13.6	15.4
10 bar	1.9	3.7	5.4	7.4	9.4	11.3	13.4	15.4
15 bar	1.6	3.4	5.2	7.3	9.1	11.1	13.1	13.5



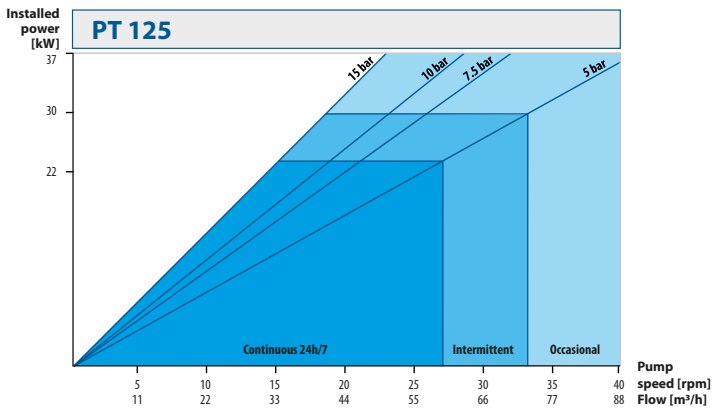
rpm	5	10	15	20	25	30	35	40
5 bar	2.7	5.2	7.9	10.8	13.9	16.9	19.8	22.4
7.5 bar	2.6	5.1	7.7	10.8	13.9	16.8	19.8	20.7
10 bar	2.5	5.1	7.7	10.7	13.6	16.3	18.1	18.0
15 bar	2.3	4.9	7.5	10.4	13.0	15.3	-	-

Changes reserved without notice



Flow [m³/h]

rpm	5	10	15	20	25	30	35	40
5 bar	3.1	6.8	10.0	13.9	17.6	21.5	25.0	29.2
7.5 bar	3.1	6.5	9.7	13.6	17.3	21.2	24.8	-
10 bar	2.2	5.7	9.3	13.2	16.5	16.7	-	-
15 bar	-	-	6.3	9.7	12.4	-	-	-



# PTL Low pressure hose pumps



- » capacity up to 5 m<sup>3</sup>/h
- » roller design
- » lubricant type: **silicone grease (food approved)**
- » housing material: **aluminium**
- » **7 sizes available**
- » **horizontal and vertical** gear motor position

**Applications:** pharmaceutical, water treatment  
food & beverage, cosmetics, chemical



## Materials, data and limits

Technical data	Specification
<b>Casing material</b>	Aluminium
<b>Hose material (wetted)</b>	Industrial reinforced - NR (std), NBR, EPDM, CSM ATEX reinforced - NR, EPDM Food grade reinforced - NR FDA, NBR FDA, EPDM FDA Extruded hose - Silicone, Santoprene, TP-XL60
<b>Insert material (wetted)</b>	AISI 316L (std), PTFE, PP
<b>Connection type</b>	Hose tail (std), EN1092-1 Flange, ANSI flange, BSP/NPT thread, Camlock, DIN 32676 clamp, DIN 11851 thread, SMS 3017 clamp
<b>Motor*</b>	IEC standard, 3-phase, 4-pole, 50/60 Hz, IP55+PTC
<b>Max. capacity</b>	5 m <sup>3</sup> /h
<b>Max. viscosity</b>	12 000 cP***
<b>Max. liquid temp.</b>	80 °C**
<b>Max. discharge pressure</b>	4 bar (with reinforced hose)
<b>Max. suction lift</b>	- 0.9 bar

\* Other motor options available on request

\*\* Pump can work with higher temperatures but hose lifetime might be reduced

\*\*\* Maximum value may vary depending on pump size and installation

## Standard vertical gear motors\*

Pump size	Motor power [kW]	Pump speed [rpm]
<b>PTL 9, PTL 13</b>	0.18	18, 24, 28, 35, 47, 56, 69, 93, 139, 187
<b>PTL 17</b>	0.18	14, 18, 24, 28, 35, 47, 56, 69, 93, 139
	0.25	187
<b>PTL 22</b>	0.18	14
	0.37	23, 35
	0.55	46, 54
	0.75	69, 90
<b>PTL 25</b>	0.55	28, 35, 69, 92

## Standard horizontal gear motors\*

Pump size	Motor power [kW]	Pump speed [rpm]
<b>PTL 30</b>	1.1	40
	1.5	49, 58, 86, 104
<b>PTL 45</b>	1.5	40, 58
	2.2	72, 93

\* Other gear motor speed options available on request

# PTL Optimised pump design

## Space-efficient vertical gear motor

Experience a compact pump installation with our standard vertical gear motor, saving valuable space.

## Sealed pump casing

Sealed pump casing prevents liquid spillage in the event of a hose rupture. Each casing undergoes rigorous factory testing to ensure reliability.

## Advanced roller setting technology

Benefit from improved roller setting technology, allowing for precise adjustments and optimal performance.

## Optimised compact design

Benefit a smaller footprint with our optimised pump design.



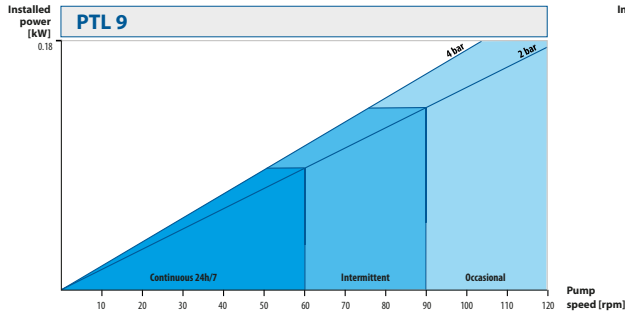
## Integrated sensor compatibility

The pump casing is pre-disposed to accommodate a wide range of sensors, including leakage sensors and revolution counters, providing enhanced functionality and monitoring capabilities.

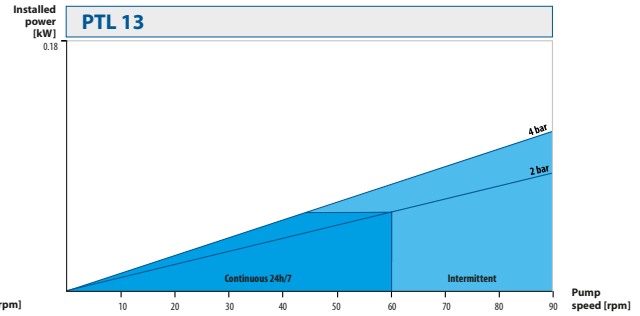


## Performance curves

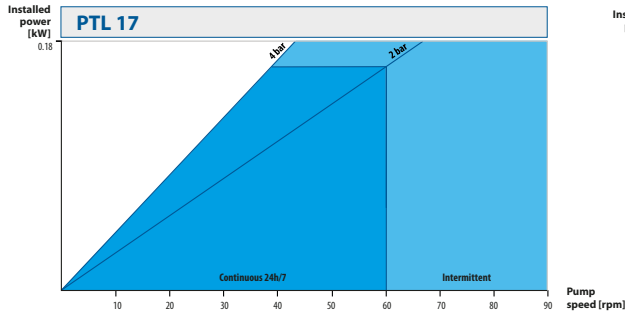
The performance curves are based on water. ( $\rho = 1000 \text{ kg/m}^3$ ,  $T = 20 \text{ }^\circ\text{C}$ ). Other circumstances might change the performance. Intermittent duty = 1 hour stop for every 2 hours of operation. Occasional duty = not more than 1 hour per day.



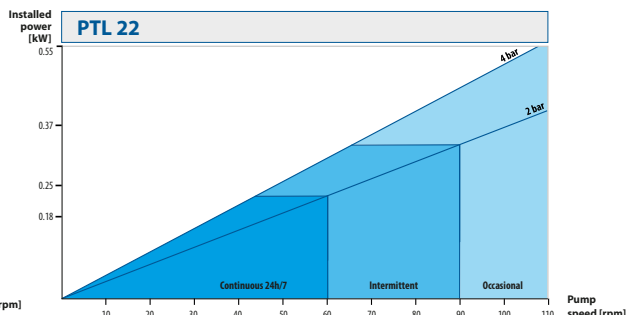
Flow [l/h]		10	20	30	40	50	60	70	80	90	100	110	120
0 bar	-	23.3	37.1	50.3	60.7	77.1	90.1	102.0	115.0	128.0	141.0	155.0	
1 bar	-	22.1	35.1	49.3	60.1	75.2	87.6	101.0	114.0	126.0	139.0	152.0	
2 bar	-	21.5	32.4	46.2	59.4	72.3	85.6	98.2	110.0	124.0	136.0	149.0	
3 bar	-	17.3	30.3	45.0	57.4	71.1	84.9	97.4	110.0	124.0	136.0	148.5	
4 bar	-	14.9	29.5	44.0	57.0	71.6	84.8	97.3	110.0	124.0	136.0	148.0	



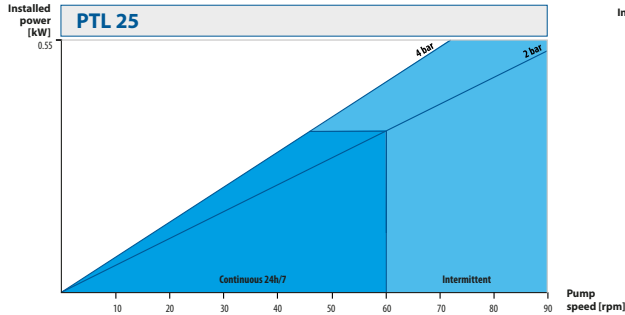
Flow [l/h]		10	20	30	40	50	60	70	80	90
0 bar	-	60	75	90	120	145	170	200	223	260
1 bar	-	25	55	85	110	140	165	195	220	255
2 bar	-	20	50	80	110	135	165	190	220	250
3 bar	-	45	75	105	135	155	190	220	245	
4 bar	-	35	65	95	125	150	175	200	230	



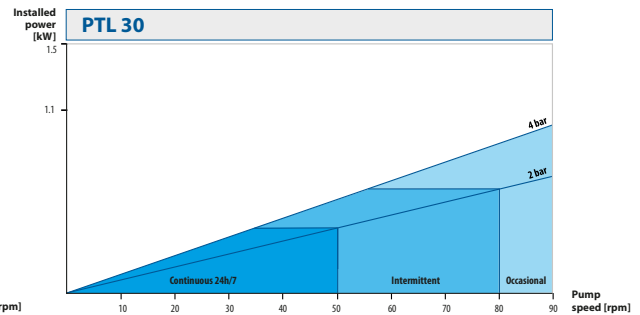
Flow [l/h]		10	20	30	40	50	60	70	80	90
0 bar	-	65	130	205	300	375	455	530	590	665
1 bar	-	130	205	280	360	445	520	580	650	
2 bar	-	125	200	275	360	440	515	575	645	
3 bar	-	190	265	360	430	510	570	630		
4 bar	-	170	250	330	415	495	555	615		



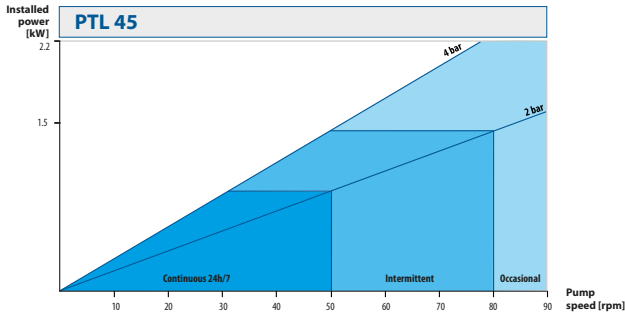
Flow [l/h]		10	20	30	40	50	60	70	80	90	100	110
0 bar	-	135	290	415	560	700	830	960	1100	1240	1380	1535
1 bar	-	130	280	415	560	700	830	960	1100	1240	1380	1525
2 bar	-	130	280	415	550	700	830	960	1100	1240	1375	1515
3 bar	-	70	280	380	520	670	810	935	1080	1210	1350	1480
4 bar	-	70	140	240	400	550	710	840	960	1110	1240	1380



Flow [m³/h]		10	20	30	40	50	60	70	80	90
0 bar	-	0.21	0.49	0.66	0.88	1.08	1.28	1.46	1.69	1.96
1 bar	-	0.21	0.49	0.66	0.88	1.05	1.28	1.45	1.67	1.93
2 bar	-	0.21	0.43	0.66	0.88	1.05	1.20	1.41	1.63	1.88
3 bar	-	0.21	0.43	0.66	0.88	1.05	1.08	1.36	1.58	1.83
4 bar	-	0.20	0.42	0.66	0.87	1.05	1.05	1.28	1.50	1.77



Flow [m³/h]		10	20	30	40	50	60	70	80	90
0 bar	-	0.42	0.89	1.33	1.73	2.15	2.69	3.13	3.62	4.12
1 bar	-	0.40	0.83	1.29	1.73	2.15	2.69	3.09	3.61	4.03
2 bar	-	0.38	0.83	1.27	1.71	2.15	2.60	3.09	3.58	4.03
3 bar	-	0.81	1.25	1.69	2.09	2.60	3.05	3.52	4.03	
4 bar	-	0.74	1.24	1.65	2.09	2.60	3.00	3.52	3.94	



Flow [m³/h]		10	20	30	40	50	60	70	80	90
0 bar	-	1.18	2.52	3.81	5.05	6.32	7.86	9.16	10.52	11.74
1 bar	-	1.10	2.31	3.62	4.90	6.24	7.47	8.88	10.26	11.47
2 bar	-	0.87	2.09	3.41	4.72	5.96	7.24	8.41	10.05	11.37
3 bar	-	0.48	1.94	3.33	4.55	5.92	7.20	8.35	9.90	11.32
4 bar	-	1.57	2.89	4.19	5.55	7.01	8.24	9.77	10.81	

# Accessories for PT & PTL



Certificates may vary depending on the material execution of a particular product.

## DT & DPT Pulsation dampener

The use of pulsation dampers in the discharge line guarantees a number of advantages, such as: significant reduction of discharge pulsations, vibrations and noise.

This solution protects not only the pump, but also the piping and instrumentation.



## Revolution counter (RC)

The revolution counter allows to monitor the number of rotor revolutions.

This accessory can be equipped with a control cabinet. Based on the volume per revolution data, this allows to calculate and batch products according to customer needs.

Revolution counter can be also equipped with external digital display for easy monitoring of the pump speed and capacity.



## Hose leak detector (HLD)

The rupture of the hose, which is a wear part, creates a leakage of the pumped liquid.

As a result, the level of the medium in the pump casing rises and is detected by a capacitive sensor, which immediately stops the pump.



## Vacuum system (only for PT)

The vacuum system is utilized in applications where viscous products are handled (above 10 000 cP) or with a negative suction lift.

Because of the liquid viscosity the hose does not return to initial shape fast enough and the capacity decreases.

By installing a vacuum system, efficiency drops are eliminated, as the pressure inside the pump is reduced and the hose is expanding quicker.



## Build-in inverter (top or side)

Built-in frequency inverters are a solution for comfortable pump speed control. Allows easier exchange of the hose. The unit is equipped with a IP66 programmed frequency inverter and all necessary equipment such as wires and plugs.

The main advantage of this solution is that the inverter is mounted directly on the pump, which makes the whole unit compact and ready to use.



## Trolleys

Trolleys are designed to enable mobility and ease of use, while maintaining proper pump stability.

Thanks to these new accessories, pumps can be easily transported and the most important, used in many applications and locations.

## Special dedicated units



**PTL13 with external inverter + support**



**2 x PTL17 on a trolley with electrical control cabinet & external inverters**



**PT40 with electrically driven vacuum system pump and lubricant circulation system**



**PT38 with control cabinet support**



**PT38 with electric vacuum system**



**PT38 with DIN 32676 clamp connections + trolley with electrical control cabinet**



**PT60 with vertical reducer and left connections**



**ATEX PXTL13 with DN20 flange, motor cover protection, temperature sensor & hose leak detector**

AT 

## Canada

101-43 Keefer Crt | Hamilton, ON

Tel: +1 514 409 8380

E-mail address: [office@tapflo.ca](mailto:office@tapflo.ca)

*We began our journey in 1980 in Kungälv, a small town on the Swedish west coast, as a family company with an ambition to one day become a global player on the pump market.*

*Since the foundation, we have taken pride in delivering a wealth of knowledge and passion for pumps to the industry, whilst supplying a wide range of premium products for various industrial applications.*

*Over the years, the company has developed into a global Tapflo Group with branches and distributors present in nearly every region of the world.*

*One thing did not change - we are still a family company.*

## Tapflo products and services are available worldwide.

Tapflo is represented by own Tapflo Group Companies and carefully selected distributors assuring highest Tapflo service quality for our customers' convenience.

AUSTRALIA | AUSTRIA | AZERBAIJAN | BAHRAIN | BELGIUM | BOSNIA | BRAZIL | BULGARIA | CANADA | CHILE | CHINA | COLOMBIA | CROATIA | CZECH REPUBLIC | DENMARK | ECUADOR | EGYPT | ESTONIA | FINLAND | FRANCE | GEORGIA | GERMANY | GREECE | HONG-KONG | HUNGARY | ICELAND | INDIA | INDONESIA | IRELAND | ISRAEL | ITALY | JAPAN | JORDAN | KAZAKHSTAN | KUWAIT | LATVIA | LIBYA | LITHUANIA | MACEDONIA | MALAYSIA | MEXICO | MONTENEGRO | MOROCCO | NETHERLANDS | NEW ZEALAND | NORWAY | OMAN | PHILIPPINES | POLAND | PORTUGAL | QATAR | ROMANIA | SAUDI ARABIA | SERBIA | SINGAPORE | SLOVAKIA | SLOVENIA | SOUTH AFRICA | SOUTH KOREA | SPAIN | SWEDEN | SWITZERLAND | TAIWAN | THAILAND | TURKEY | UKRAINE | UNITED ARAB EMIRATES | UNITED KINGDOM | USA | UZBEKISTAN | VIETNAM

## Tapflo Group Companies

### Australia

Tapflo Oceania (Pty) Ltd.  
Tel: +61 1800303633  
[sales@tapflo.com.au](mailto:sales@tapflo.com.au)

### China

Tapflo (Wuxi) Pumps Co. Ltd.  
Tel: +86 51082417072  
[sales@tapflo.cn](mailto:sales@tapflo.cn)

### Ireland

Tapflo Ireland Ltd.  
Tel: +353 12011911  
[info@tapflo.ie](mailto:info@tapflo.ie)

### Poland

Tapflo Sp. z o.o.  
Tel: +48 609 995 500  
[info@tapflo.pl](mailto:info@tapflo.pl)

### Spain

Tapflo Ibérica S.L.  
Tel: +34 918093182  
[avives@tapfloiberica.es](mailto:avives@tapfloiberica.es)

### Uzbekistan

Tapflo Uzbekistan  
Tel: +998 712370940  
[sales@tapflo.uz](mailto:sales@tapflo.uz)

### Austria

Tapflo GmbH  
Tel: +43 73227292910  
[sales@tapflo.at](mailto:sales@tapflo.at)

### Croatia

Tapflo d.o.o.  
Tel: +385 914884666  
[sales@tapflo.hr](mailto:sales@tapflo.hr)

### Italy

Tapflo Italia S.r.l.  
Tel: +39 0362306528  
[info@tapfloitalia.com](mailto:info@tapfloitalia.com)

### Qatar

Tapflo Gulf General Trading Co. L.L.C  
Tel: +971 58 582 3630  
[sales@tapfloqulf.com](mailto:sales@tapfloqulf.com)

### South Africa

Tapflo (Pty) Ltd.  
Tel: +27 317015255  
[sales@tapflo.co.za](mailto:sales@tapflo.co.za)

### Bahrain

Tapflo Gulf General Trading Co. L.L.C  
Tel: +971 58 582 3630  
[sales@tapfloqulf.com](mailto:sales@tapfloqulf.com)

### Czech Republic

Tapflo s.r.o.  
Tel: +420 513033920  
[tapflo@tapflo.cz](mailto:tapflo@tapflo.cz)

### Japan

Tapflo Japan K.K.  
Tel: +81 362403510  
[tapflojp@tapflo.co.jp](mailto:tapflojp@tapflo.co.jp)

### Romania

S.C. Tapflo Rom. S.r.l.  
Tel: +40 213451255  
[sales@tapflo.ro](mailto:sales@tapflo.ro)

### Sweden

Tapflo AB  
Tel: +46 (0)30314050  
[info@tapflo.com](mailto:info@tapflo.com)

### Baltic States

Tapflo SIA  
Tel: +371 67472205  
[sales@tapflo.lv](mailto:sales@tapflo.lv)

### Denmark

Tapflo Danmark ApS  
Tel: +45 36454600  
[info@tapflo.dk](mailto:info@tapflo.dk)

### Kazakhstan

Tapflo LLP  
Tel: +7 727 327 83 47  
[sales@tapflo.kz](mailto:sales@tapflo.kz)

### Saudi Arabia

Tapflo Gulf General Trading Co. L.L.C  
Tel: +971 58 582 3630  
[sales@tapfloqulf.com](mailto:sales@tapfloqulf.com)

### Turkey

Tapflo Makina Ltd.  
Tel: +90 2164673311  
[sales@tapflo.com.tr](mailto:sales@tapflo.com.tr)

### Belgium

Tapflo Benelux B.V.  
Tel: +31 (0) 6 21850664  
[info@tapflo.nl](mailto:info@tapflo.nl)

### France

Sarl Tapflo France  
Tel: +33188788240  
[info@tapflo.fr](mailto:info@tapflo.fr)

### Kuwait

Tapflo Gulf General Trading Co. L.L.C  
Tel: +971 58 582 3630  
[sales@tapfloqulf.com](mailto:sales@tapfloqulf.com)

### Serbia

Tapflo d.o.o.  
Tel: +381 21445808  
[sales@tapflo.rs](mailto:sales@tapflo.rs)

### Ukraine

Tapflo LLC  
Tel: +380 442226844  
[sales@tapflo.ua](mailto:sales@tapflo.ua)

### Bulgaria

Tapflo EOOD  
Tel: +359 886 124 937  
[office@tapflo.bg](mailto:office@tapflo.bg)

### Hungary

Tapflo Kft.  
Tel: +36 30148 8551  
[office@tapflo.hu](mailto:office@tapflo.hu)

### Netherlands

Tapflo Benelux B.V.  
Tel: +31 (0) 6 21850664  
[info@tapflo.nl](mailto:info@tapflo.nl)

### Slovakia

Tapflo s.r.o.  
Tel: +421 911137883  
[tapflo@tapflo.sk](mailto:tapflo@tapflo.sk)

### United Arab Emirates

Tapflo Gulf General Trading Co. L.L.C  
Tel: +971 58 582 3630  
[sales@tapfloqulf.com](mailto:sales@tapfloqulf.com)

### Canada

Tapflo Canada  
Tel: +1 514 409 8380  
[office@tapflo.ca](mailto:office@tapflo.ca)

### India

Tapflo Fluid Handling India Pvt Ltd.  
Tel: +91 9028574063  
[enquiry@tapflo.in](mailto:enquiry@tapflo.in)

### Oman

Tapflo Gulf General Trading Co. L.L.C  
Tel: +971 58 582 3630  
[sales@tapfloqulf.com](mailto:sales@tapfloqulf.com)

### Slovenia

Tapflo d.o.o.  
Tel: +386 68613474  
[sales@tapflo.hr](mailto:sales@tapflo.hr)

### United Kingdom

Tapflo (UK) Ltd.  
Tel: +44 2380252325  
[sales@tapflo pumps.co.uk](mailto:sales@tapflo pumps.co.uk)



If your country is not listed please visit [www.tapflo.com/en/contact](http://www.tapflo.com/en/contact)