

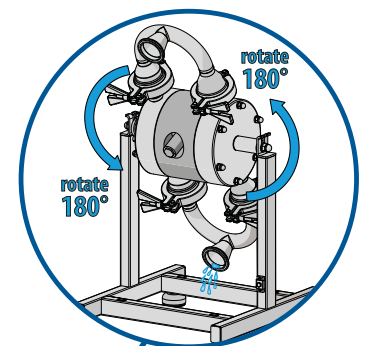
PUMP DRAIN OPTIONS



In the food, pharmaceutical, and cosmetic industries, it is crucial that no liquid remains inside the pump after use. For this reason, Tapflo provides multiple pump drainage options.

» Rotating the pump

After the CIP (Clean-in-Place) process, the pump typically needs to be emptied of the cleaning solution. Tapflo's sanitary and aseptic pumps come with a hygienic stand that allows the pump unit to be rotated for easy drainage.



Features

- ✓ Drains any type of liquid
- ✓ Complete drainage of the pump

Pump types

- sanitary pumps
- aseptic pumps (EHEDG)
- any other pump



» Manual ball lifters

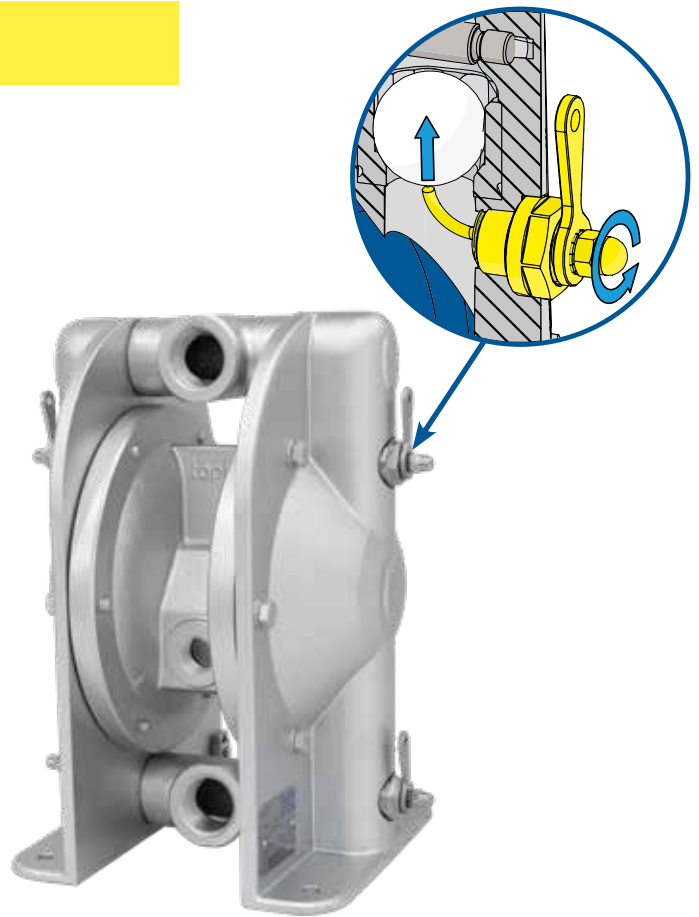
This option is an excellent way to drain the pump when disconnecting it from the system isn't possible. With this simple solution, you can lift the ball from the valve seat, allowing the liquid to flow out of the pump. It's available for the industrial metal pump series.

Features

- ✓ Drains any type of liquid
- ✓ No need of disconnection from the installation

Pump types

- industrial metal pumps
- aluminium, Stainless steel
- sizes: 70, 120, 220, 420



» Pneumatic drain system

To support process automation, Tapflo has designed a pneumatic drainage system. This feature allows the pump to be drained remotely, without needing to disconnect it from the system or physically access the pump.

Features

- ✓ Remote operation
- ✓ Low viscous (max 3000 cP), clean liquids
- ✓ Operating pressure – min. 2 bar
- ✓ No need of disconnection from the installation

Pump types

- industrial stainless steel pumps
- sizes: 120, 220, 420



» Magnetic ball lifters


Magnetic ball lifters have been created to allow pump draining when no other option is available. With this system, rotating the pump is no longer necessary. Tapflo understands the importance of draining the pump after use, which is why this simple ball lifting solution was designed.

Features

- ✓ Steel or PTFE balls available
- ✓ No need of disconnection from the installation
- ✓ Simple operation principle, few extra parts

Pump types

- sanitary pumps
- aseptic pumps (EHEDG)
- sizes: T80, T125, T225, TX94, TX144, TX244



» Automatic drain system

This feature has a straightforward design. When the diaphragm pump is stopped, it functions like a check valve, with the balls settling by gravity to keep the liquid inside the pump. A small channel is added to the valve seat surface, allowing low-viscosity fluids to drain even when the valve is closed.

Features

- ✓ Low viscous (max 100 cP), clean liquids
- ✓ No need of disconnection from the installation
- ✓ No extra equipment is required
- ✓ Full, automatic drainage of the pump

Pump types

- sanitary pumps
- aseptic pumps (EHEDG)
- plastic pumps
- sizes: all sizes (pumps below 1/2" only flooded)

